

# I - CATALOG

**PROTEOR DIGITAL SUITE,  
COMPONENTS  
AND MATERIALS**



For an optimal navigation we advise you to save the catalog file on your computer and consult it with **Acrobat Reader**.

CURRENT VERSION: 20212505-EN-CATA-0010-PROTEOR  
01/06/2026



**PROTEOR SHOP**  
[shop-emear.proteor.com/en-int](http://shop-emear.proteor.com/en-int)



/GroupeProteor


[www.proteor.com](http://www.proteor.com)

# I-CATALOG

We are very excited to present our brand new I-Catalog. Updated in real time, make sure you have the latest version by downloading it from our website. Let's keep in touch, you will be informed by email as soon as a new version is available.


To browse this I-Catalog offline, click anywhere on a page to browse our products ( Next left button / Previous right button )

Quickly access a category using the horizontal menu, then click on the desired product in the list.

When related products are linked, click on the eye  to go directly to the description.

At any time, when available, use the icons to download the IFU  or documentation  (login required).

If you have any questions, just click on the icon  to instantly send an e-mail to our customer service.

Consult the warranty conditions at any time by clicking on 

## PICTOGRAMS

### Activity level



**K 1**

- Has the ability or potential to use a prosthesis for transfers or ambulation on level surfaces at fixed cadence.
- Typical of the limited and unlimited household ambulator.



**K 2**

- Has the ability or potential for ambulation with the ability to traverse low level environmental barriers such as curbs, stairs or uneven surfaces.
- Typical of the limited community ambulator.



**K 3**

- Has the ability or potential for ambulation with variable cadence.
- Typical of the community ambulator who has the ability to traverse most environmental barriers and may have vocational, therapeutic, or exercise activity that demands prosthetic utilization beyond simple locomotion.



**K 4**

- Has the ability or potential for prosthetic ambulation that exceeds basic ambulation skills, exhibiting high impact, stress, or energy levels.
- Typical of the prosthetic demands of the child, active adult, or athlete.

### Maximum weight



Our products are tested as regards the in force standards NF. EN. ISO 10328 and NF. EN. ISO 22523 to withstand the user's weight and activity.

By maximum weight we mean the user's body weight plus the weight of the prosthesis and any load carried by the user.

### Water resistance



Weatherproof



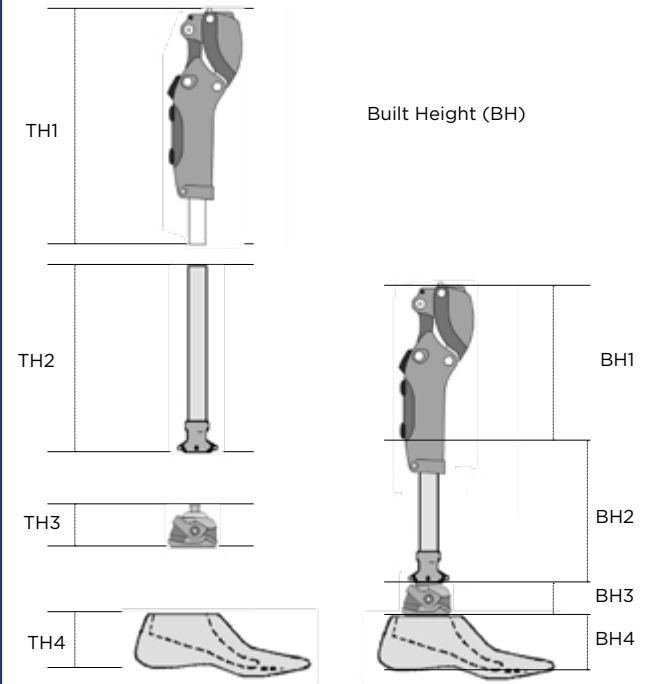
Freshwater resistant



Saltwater resistant

## Build Height Principle

Total Height (TH)





To guarantee the quality of its medical devices, PROTEOR has created the

# CERTITUDE

quality commitment, which is based on 6 key areas

The commitment was launched in 2023 and is based on up to 52 internal requirements for components manufactured by PROTEOR, it is re-evaluated each year within the Group



### Patient safety

Patient file compliance, risk analysis and management, biocompatibility management, material vigilance, CE marking.



### Traceability

Control of medical device traceability (custom-fitted devices, components and manufacturing records).



### Products quality Expertise, Know how

Manufacture and infrastructure management. Product compliance control. Professional skills management.



### Supply control and management

Selection and evaluation of suppliers, incoming inspection, ethical purchasing.



### Quality of service

Patient follow up, after-sales service, quality of reception.



### Customer listening

Monitoring customer satisfaction and complaints.



PROTEOR is also committed to implementing a global CSR approach.

To find out more  
Go to [proteor.com/quality-commitment](https://proteor.com/quality-commitment)  
Or scan the code



## WE ARE PROTEOR

The needs of patients are always changing; so is the need for innovative technology.

We understand the importance of the relationship between the end-user and their prosthetic componentry. It's because of this understanding that **PROTEOR** is in the constant pursuit of innovation with the best possible outcomes in mind.

Rooted in its mantra for over 100 years, the **Proteor Group's** commitment to putting the **#HumanFirst** has led to the development of the most encompassing product portfolio in O&P.

Putting the **#HumanFirst**, we are excited to deliver an extensive, progressive product line that includes everything today's patient needs to LIVE THE LIFE THEY LOVE. Discover the exciting **PROTEOR** product line today!

A whole new look. A whole new vibe. A whole new world. We are **PROTEOR**.



## TABLE OF CONTENTS

Click on to access

### Proteor Digital Suite / NEW

#### SYNSYS

##### Knees

- Microprocessor knees
- Other knees

##### Ankles

- Microprocessor ankle
- Mechanical ankles

##### Feet

- Energy return carbon feet
- Sports blade
- Energy return fiberglass feet
- Geriatrics and low activity
- Foot Shells

##### Components

- Foot Adapter
- Tubes clamps & pylons
- Adapters
- Connectors
- Lamination adapter
- 4-hole adapter
- Cosmetics

##### Liners & Sockets

- Silitouch tibial liners
- Liners
- Adjustable temporary socket
- Temporary fitting system
- Locks and valves

##### Orthosis

- Ankle joints
- Knee joints
- Uprights
- Knee braces
- Spinal Orthosis

##### Materials

- Casting
- Lamination
- Adhesive
- Thermoforming
- Lining and finishing
- Strap and buckle
- Screw Fitting
- Sublimation papers

### Contact us

E-mail: [cs@proteor.com](mailto:cs@proteor.com)



English, Spanish, Italian speaking



+ 33(0)3 80 78 42 08  
+ 33(0)3 80 78 42 10  
+ 33(0)3 80 78 42 85

Fax: + 33(0)3 80 78 42 15

Dutch, German speaking



+49 (0)69 96 21 76 604  
Toll free: 00800-2806 2806

French speaking




+ 33(0)3 80 78 42 30  
Fax: + 33(0)3 80 78 42 15

[www.proteor.com](http://www.proteor.com)

## Our full packages

have been specially designed to support you from A to Z in the design of your devices !



Click & discover

 **PROTEOR**  
**SCAN**

 **PROTEOR**  
**SHAPE**







 **PROTEOR**  
**CARVE**

 **PROTEOR**  
**PRINT**



For further information:  
[cs@proteor.com](mailto:cs@proteor.com)  
 +33 (0) 3 80 78 42 08

## Discover the different ways of starting the working flow with your patient:

The patient cannot be moved	The patient can sit, stand or be moved	
Model function in the « Proteor Scan » app	2 methods depending on devices needs available in the « Proteor Scan » app	
<b>MODEL</b>	<b>STRUCTURE SENSOR</b>	<b>TRUEDEPTH</b>
		
Select the Model function and enter your measurements directly	Scan with the Structure Sensor scanner	Scan with Apple's Truedepth technology (Face ID)
Emergency brace, neck brace, AFOs/KAFOs, seating device, trans-femoral prosthesis	Scoliosis brace, immobilizing brace, seating device, standing device, orthosis	Lower and upper limb prosthesis
 More respectful	 Fast	 Color scanning

- Free smartphone application
- Available on iOS (iPad and iPhone)
- Cloud backup
- Works offline (last 30 scans stored locally)
- Compatible with Structure Sensor: Original, Mark II, Pro, 3
- Ordering information: ref 8A09 - Scanner structure Sensor 3 (without cable)
- Languages available: chinese, czech, english, french, german, italian, japanese, portuguese, russian, spanish
- Structure Sensor warranty: 1 year





For further information:  
cs@proteor.com  
+33 (0) 3 80 78 42 08

## Advance your practice with an intuitive & complete software. 2 solutions to meet your needs:

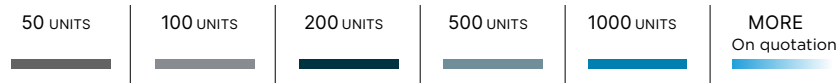
FREESTYLE DESIGN	STEP BY STEP DESIGN
Wide toolbox to modelize and design the medical device	Structured workflow
Creative freedom Complex designs without restrictions	Guided steps Easy to assimilate
Computer-based modeling	iPad / iPhone or Computer-based modeling

- Available on PC Windows 10-11
- Interconnected with « Proteor Scan », « Proteor Carve » and « Proteor Print »
- Open file formats: stl, obj
- Languages available: chinese, czech, english, french, german, italian, japanese, portuguese, russian, spanish
- Cloud backup



### VOLUME-BASED PRICING

Payment per export file, whatever production solution



\* 1 unit= 1 file export to mill or print.



**For further information:**  
[cs@proteor.com](mailto:cs@proteor.com)  
 +33 (0) 3 80 78 42 08

## Explore our milling solutions and give new dynamic to your production.

### Our 3 carvers are designed to meet the specific needs of the production of orthopedic devices.

	Classic	Complete	Premium
Item number	8B01-F	8B02-F	8B03-F
Custom-made orthopedic devices	Brace, AK / BK socket	Brace, AK / BK socket, AFOs / KAFOs, helmet, neck brace	Brace, AK / BK socket, standing device, seating device, foam bed
Dimensions in m (Width x Depth x Height)	1,860 x 1,560 x 2,005	1,860 x 1,560 x 2,005	2,080 x 2,350 x 2,000
Number of axes	3	3+1 horizontal	4
Maximum milling volume m (HxØ)	1,00 x 0,80	1,00 x 0,80	1,00 x 0,80
Milling with possible undercut	No	Yes	No
Supplied with a short axis for milling without through hole	No	Yes	No
Table for flat milling	No	No	Yes
Average milling time	15 to 20 minutes depending on foam block and parameters		

- Milling polyurethane blocks of different densities
- Complies with CE machine directive
- Interconnected with Proteor Shape and compatible other CAD-CAM programs
- Warranty: 2 years
- Maintenance: Remote support

Not included but required:

Hardware:

- Dust extraction system
- 1 computer to interface with rectified files

Materials:

- Polyurethane block



For further information:  
[cs@proteor.com](mailto:cs@proteor.com)  
 +33 (0) 3 80 78 42 08

## Introduce the latest 3D printing technologies to your production tools for orthopedic devices.

	TURNKEY PRODUCTION	OPEN PRODUCTION	
3D PRINTERS	ALTO	ICARUS	ICARUS LITE
Item number	8B10	ICARUS3DP.F	LITE3DP.F
Custom-made orthopedic devices	Test socket Scoliosis brace	Test socket Definitive socket Trunk Brace Others ...	Test socket Definitive socket
Material	PP	CPX-KM, PETG, TPU, PP	
Software compatibility	Proteor Shape FLX	Proteor Shape and Others	
Dimensions in m (Width x Depth x Height)	0,852 x 0,852 x 1,335	1,524 x 0,963 x 1,905	0,660 x 0,760 x 1,240
Maximum print size in mm (Width x Depth x Height)	400 x 400 x 700	450 x 450 x 1000	305 x 305 x 610
Weight in kg	100	225	82
Filament diameter in mm	1,75	2,85	
Average printing time	Test Socket: 20h00 Trunk Brace: 40h00	Test Socket: between 1h30 to 2h00 Definitive Socket: between 4h00 to 8h00	

### MATERIALS

Item number	Printers model	Material	Weight kg	Ø wire mm	Color
PL003#3,5-E	ALTO	Polypropylene	1,5	1,75	natural white
CPX.KM.F.2.85.3.2kg	ICARUS / ICARUS LITE	CPX (Polypropylene + carbone)	3,2	2,85	black
PETG.NAT.F.2.85.4.5kg	ICARUS / ICARUS LITE	PETG	4,5	2,85	natural white
CPX.PP.NAT.F.2.85.3.5kg	ICARUS / ICARUS LITE	Polypropylene	3,5	2,85	natural white



For further  
information:  
[cs@proteor.com](mailto:cs@proteor.com)  
+33 (0) 3 80 78 42 08

# Create orthopaedics devices with your skills

## Use ours to produce them

Prosthesis Socket (temporary or definitive)

Sub Ischiatic sockets (Isub)

Prosthesis covers

Trunk Braces

Odra Orthosis

Kinoo Plagiocephaly Helmets

...

Block millings

...

+ anything else you need !


Get our complete  
catalog of  
manufacturing  
services





## SYNSYS

- Synergetic System
- Protection cover



**reddot award**  
product design 2023



## An entirely new angle

### SYNERGETIC SYSTEM - Controlled Kinematic Coupling


**SYNSYS** is a unique integral mechatronic system offering a kinematic coupling of the ankle and the knee movements, as a continuation of the hip.

This microprocessor-controlled solution was designed to facilitate everyday situations and allow the patient to gain peace of mind.

- Bending the ankle for all everyday life movements such as sitting and squatting
- Putting the foot completely flat on the step when going down the stairs for more safety
- Feeling comfortable walking up and down slopes
- Changing shoes easily (barefoot + 9 programmable heel heights up to 5cm)
- Walking barefoot

### PROTEOR will support you:

- Free training
- Free certification kit for the O&P clinic with all the necessary tools
- Customized SYNSYS delivered set to length by PROTEOR teams
- Team of clinical trainers available at all times
- SYNSYS loaner available during servicing



SYNSYS App  
for users





Item N°.	1P700LEG	
Training	Mandatory and free certification for CPOs	
Packaging content	SYNSYS assembled solution, charger, on/off tool, instructions for use	
Warranty	3 years - Paying option: 3-year more extension	
Included servicing	1st service at 24 months / 2nd service at 48 months if extension subscribed	
Proximal connector	Male Pyramid	
Knee-to-ground height	From 430 to 550 mm	
Sizes	23 to 30 cm	
Footshell	Black, Caucasian or Brown	
Maximum knee flexion	125°	
Ankle joint	42° ROM	
Weight	3.2 kg	
Maximum patient weight	125 kg	
Activity level	K2-K3	
Water resistance	IP54, weatherproof	
Protection cover	12 colors available + 1 customisable	
Autonomy of the Lithium-ion Battery	>10 days depending on activity. Complete recharge time of 6 hours	
Operating temperature	-10°C à 40°C	
Software	CPO	SYNSYS SOFT is available on iPad or Windows 10 and 11
	Users	Smartphone Apps.



Not suitable for bilateral femoral amputees

### Availability of modules per foot size

Max patient weight	Module	23	24	25	26	27	28	29	30
45-59 kg / 99-130 lbs	1								
60-74 kg / 131-163 lbs	2								
75-89 kg / 164-196 lbs	3								
90-104 kg / 197-229 lbs	4								
105-125 kg / 230-275 lbs	5								





## SYNSYS protection cover

Dress up SYNSYS in style with our lightweight, hygienic, and easy-to-maintain protection! Made using 3D printing technology and available in 13 colors, including a raw material finishing that can be customized according to the user's preferences.

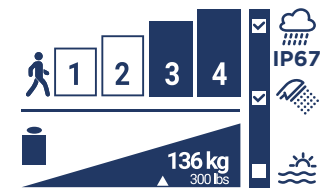


# KNEES



- ## Knees
- Microprocessor knees
    - PROTEOR QUATTRO
    - Plié 3
  - Mechanical knees
    - Easy Ride
    - Hytrek
    - Hydeal II
    - Matik
    - Symphony
    - 1M112/113
    - 1M115 / 1M149
    - 1M102/102V
    - 1M05
    - 1M01/10

# PROTEOR QUATTRO



- PROTEOR DIGITAL SUITE
- SYNSYS
- KNEES
- ANKLES
- FEET
- COMPONENTS
- LINERS & SOCKETS
- ORTHOSIS
- MATERIALS

## INTELLIGENCE THAT MOVES WITH YOU

QUATTRO adapts to your unique gait, delivering smoother transitions and a more intuitive experience, so movement feels natural, and the only thing you feel is in control.

### • COMFORT IN MOTION

Traditional MPK technology relies on dual-valve systems that open and close between steps, creating lag that disrupts motion and breaks rhythm. QUATTRO is powered by a single, bidirectional valve capable of continuous resistance modulation. It reacts twice as fast and adjusts within milliseconds to stay in sync with user intent. The result is smoother motions that feel more natural and more comfortable.

### • FASTER THAN YOUR BIOLOGICAL REFLEXES

Three high-precision sensors trigger real-time, adaptive adjustments that make each transition feel truly intuitive.

- Angle sensor is 10x more sensitive than traditional MPKs
- Angle sensor sampling rate is 2x greater than conventional designs

### • ALWAYS ONE STEP AHEAD

- Remote firmware updates ensure your knee keeps getting better, just like you.
- Receive updates based on real-world usage and Snapshot\* software. (\*Patients opt in to share data)
- Unlock new features, refine behavior, and deepen personalization for smarter performance making life easier.

### • BUILT AROUND YOU

Intelligent engineering that doesn't limit compatibility or control.

- The most compact MPK: At just 8.5", pair your knee with a wide range of prosthetic feet, ankles, and blades without compromising alignment or motion.
- Personalized Activities: Finely-tune adjustments and customization for daily routines or specialized activities.
- Adaptive gait tuning: Adjust your QUATTRO to your unique gait via the patient-friendly app.



### TECHNICAL FEATURES

Item N°.	QNX0010	QNX0011
Weight	1655 g / 3.65 lbs	
Build Height	216 mm / 8,5"	
Max. flexion	135°	
Proximal Connector	Male Pyramid	Threaded top
Distal Connector	Male Pyramid	
Max. patient weight	136 kg / 300 lbs	
Activity level	3 - 4	
Water resistance	IP67 - Waterproof	
Battery Life	2 - 3 days	

### ADDITIONAL ACCESSORY (SOLD SEPARATELY)

External Booster Battery Kit	ACC0010
------------------------------	---------



1X998 To avoid damage to the pyramid during trials

Programmable via  
**Adjustment App**  
for Prosthetists  
(iOS and Android)



Adjustable via  
**Remote Control App**  
for Users  
(iOS and Android)



## Rediscover the versatility of the Plié<sup>®</sup> 3

The Plié<sup>®</sup> 3 MPK is designed for low to high activity ambulators, providing them the customized support they need and the response they demand.

- Both weatherproof and FULLY SUBMERSIBLE
- Lightweight design requires minimal energy
- The most responsive stumble and fall protection
- Move instinctively at users own pace in any direction, including taking short steps, walking backwards, or pivoting in confined spaces



### TECHNICAL FEATURES

Item N°.	KS3-00-KNEE1-KT	KD3-00-KNEE2-KT
Weight	1235 g / 2.72 lbs	1243 g / 2.74 lbs
Build Height	235 mm / 9,25"	223 mm / 8.78"
Max. flexion	125°	117°
Proximal Connector	Male Pyramid	Threaded top
Distal Connector	Male Pyramid	
Max. patient weight	2.5 - 3: 125 kg / 4: 100 kg	
Activity level	2.5 - 3 - 4	
Water resistance	IP67 - Waterproof	
Battery Life	Greater than 24 hours depending on individual activity and storage practices	

Included with the knee:

- Standard black shell if colored shell not desired.
- USB key for wireless connexion.
- Lithium-ion battery (2 pcs).
- Battery charger.
- Air pump with adapter.
- Smooth hose adapter for pump.



### DESIGNER FAIRINGS



1X998 To avoid damage to the pyramid during trials

## High impact multisport knee.

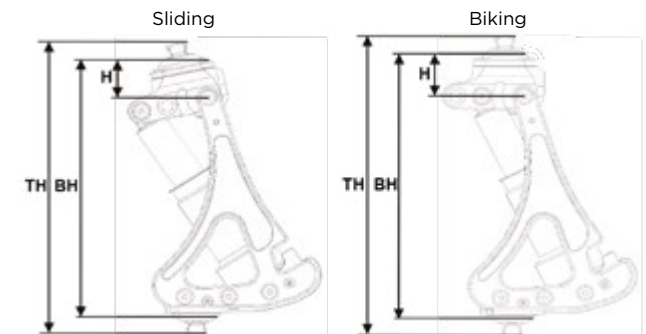
The **EasyRide** knee was created in collaboration with adaptive athletes from around the world to ensure optimal performance capabilities for extreme, high impact, all-terrain sports such as surfing, snowboarding, skateboarding, cycling, skiing, and more. The **EasyRide** lets you get back to the activities you LOVE without limitations.

- Easy Ride knee is appropriate for patients involved in sports. Developed with handisport athletes, it has been designed while keeping constantly in mind specific needs of these patients.
- Thanks to its pneumatic shock absorber, it is particularly adapted to sports such as surfing, snowboarding, road biking, mountain biking, roller, skateboarding, paddling. Depending on practiced activity, the user can easily modify the knee configuration and its adjustments.
- Seaproof, Easy Ride knee has been developed for extreme conditions of use. It can operate between -25°C and +40°C

- Paddling
- Surfing
- Wind Surfing
- Water Skiing
- Wake Boarding
- Skiing (Downhill & Cross Country)
- Snowboarding
- Skateboarding
- Mountain Biking
- Road Biking
- And more...

### TECHNICAL FEATURES

Item N°.	1P650	
Weight	1200g / 2.64lbs	
Position	Sliding	Biking
TH/BH/H	257/227/38 mm 10.12/8.94/1.5"	260/230/38mm 10.24/9.06/1.5"
Pre-flexion	12°	0°
Flexion	50°	130°
Material	Aeronautic Alloy	
Proximal Connector	Titanium Male Pyramid	
Distal Connector	Titanium Male Pyramid	
Max. patient weight	125 kg / 275 lbs	
Activity level	4	
Water resistance	Seaproof	



- Package contents:
- 1 knee 1P650
  - 1 air pump
  - 2 Torx wrenches

- 1 pin driver
- 2 screws M6x14
- Instructions for use



1X998 To avoid damage to the pyramid during trials



## A single axis knee with hydraulic regulation of stance phase and swing phase, equipped with a manual lock.

Strong high-end knee for dynamic transfemoral patients. Navigate everyday life activities on all types of terrain; including slopes and stairs. Offers smooth ambulation and the ability to safely descend stairs step over step.

- Increased patient dynamics.
- Powerful hydraulic brake.
- Wide braking range.
- Optional manual lock.
- Extension assist.
- Maximum patient weight: 150 kg / 330lbs.

### TECHNICAL FEATURES

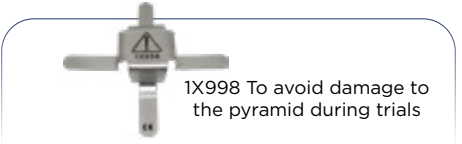
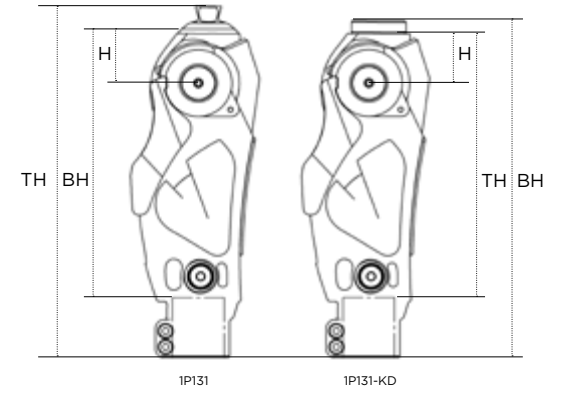
Item N°.	1P131	P131-KD
Weight	1265g / 2.79lbs	1285g / 2.83lbs
TH/BH/H	232/177/36 mm 9.1/7/1.4"	222/174/33 8.7/6.9/1.3"
Materials	Aluminum, Stainless steel, Titanium	
Max. Flexion	120°	
Proximal Connector	Male Pyramid	Threaded Top
Distal Connector	Ø34mm Tube	
Maximum patient weight	150kg / 330lbs	
Activity level	3-4	
Water resistance	Weather resistant	



- STANCE:** Adjustment of sensitivity for switching to braking mode.
- RESISTANCE:** Adjustment of braking power.
- LOCK:** Manual hydraulic lock switch.
- FLEXION:** Adjustment of flexion angle.
- EXTENSION:** Dynamic control of swing phase and terminal impact.

### KITS

Item N°.	Content
1P131#KIT	1P131 + 1G01-HD + 1D411-TC



## Switch to the ideal road.

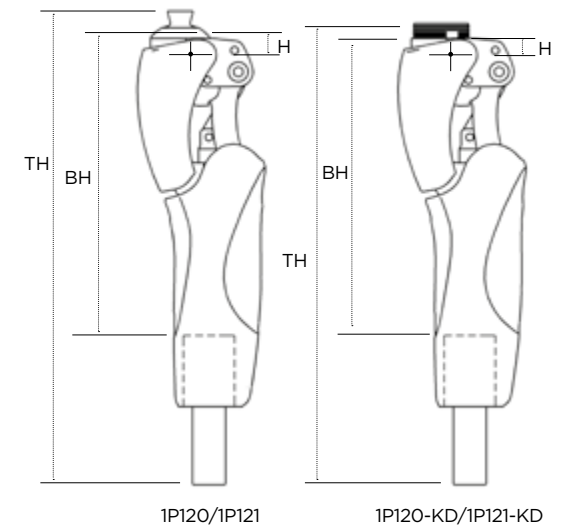
The HYDEAL II knee can keep up with the everyday life of an active amputee, who alternates walking speeds in his daily life trips. One of the improvements of the Hydeal II knee is an entirely re-engineered performance focused hydraulic unit. The unique improvements to the hydraulic unit allow for a smooth and fluid swing initiation which is also easier for the patient. The 4 bar polycentric design offers increased stance phase geometric stability and safety.

- Polycentric and hydraulic knee for moderate to high activity level amputee patients (K3 - K4)
- The Flexion and Extension resistance can separately be adjusted to obtain optimum walking conditions for the patient
- The polycentric 4-axis design offers enhanced stability during stance phase
- Suitable for practicing sports such as bike riding



### TECHNICAL FEATURES

Item N°.	1P120	1P121	1P120-KD	1P121-KD
Color	Grey	Orange	Grey	Orange
Weight	1050g / 2.31lbs		1080g / 2.38lbs	
TH/BH/H	318/200/14.5 mm 12.52/7.87/0.55"		309/197/11 mm 12.16/7.76/0.43"	
Materials	Aluminium, Stainless steel			
Max. Flexion	145°			
Proximal Connector	Male Pyramid		Threaded Top	
Distal Connector	Ø34mm Tube			
Maximum patient weight	125kg / 275lbs			
Activity level	3-4			
Short ext. Spring Cylinder kit	1P11067			
	TH shortening: 30 mm			



1X998 To avoid damage to the pyramid during trials



## The Matik was designed to provide an affordable 4-axis pneumatic knee for patients up to 275 lbs.

Simply and effectively designed to provide high function with low maintenance.

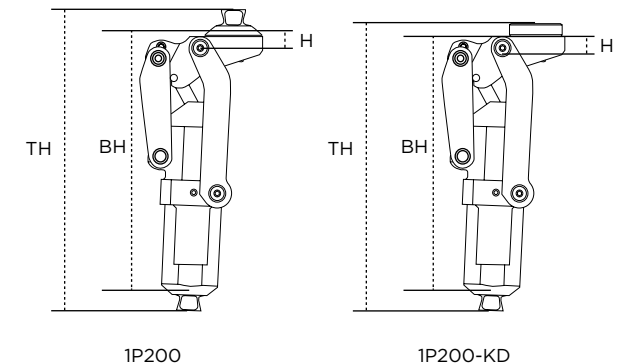
The easy swing of the pneumatic unit and the reduced weight of the knee give the patient a heightened sensation of fluidity and comfort. To support safety during swing phase and reduce the risk of a fall, the toe clearance height reaches 25mm, one of the industry's highest for this type of knee. Matik has both flexion and extension adjustments which address terminal impact and excessive heel rise potentials.

- Secure 4-axis geometry.
- Safety and security through generous toe clearance during swing phase.
- Compact and lightweight (743g / 26,21 oz).
- Adapted for patients up to 125 kg / 275 lbs .



### TECHNICAL FEATURES

Item N°.	1P200	1P200-KD
Weight	743 g /1.64 lbs	
TH/BH/H	204/175/11,5 mm 8/6.9/0.4"	195/172/8 mm 7.7/6.8/0.3"
Materials	Aluminum, Stainless steel	
Max. Flexion	170 °	
Proximal Connector	Pyramid	Threaded Top
Distal Connector	Pyramid	
Max. patient weight	125 kg / 275 lbs	
Activity level	2-3	



1X998 To avoid damage to the pyramid during trials



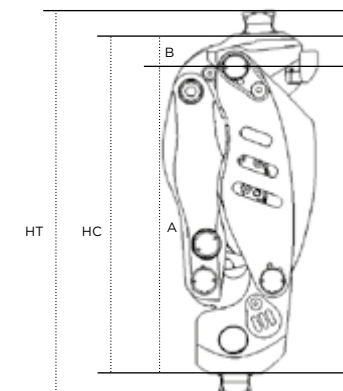
## Fluidity, functionality, safety: a perfect composition.

The Symphony Knee is designed with a unique, 6 Bar polycentric structure that provides an extremely high level of stability during stance phase. Its innovative mechanical sensor, the p-MRS system, automatically detects gait status and controls the stability of the knee joint accordingly. Its hydraulic cylinder provides a smooth swing phase and works with the Symphony's adjustable stance flexion feature to enhance the patient's ambulatory experience and provide a comfortable, confident gait to the user.

- 6 Bar hydraulic knee.
- Adjustable stance flexion.
- Easy to access user adjustable manual lock.
- High level of stability due to geometric locking of the knee through toe off.
- Low build height.
- Unique hydraulic cylinder design allows easy flexion initiation.
- Convenient and user friendly 7.75in overall height.
- High maximum flexion angle of 160°.

### TECHNICAL FEATURES

Item N°.	1P320	1P321	1P320-KD	1P321-KD
Proximal connector	Male Pyramid		Threaded Top	
Manual lock	-	X	-	X
Total Height	197mm (7.75")		191mm (7.5")	
A Ref. measurement	156 mm / 6."			
B Ref. measurement	14 mm / 0.6"		14.5 mm / 0.6"	
Weight	920 g / 2.03 lbs	970 g / 2.14 lbs	960 g / 2.12 lbs	1010 g / 2.23 lbs
Max. flexion	160°			
Material	Titanium & Aluminum			
Max. patient weight	125 kg / 275 lbs (K3) - 100 kg / 220 lbs (K4)			
Mobility Grade	3-4			

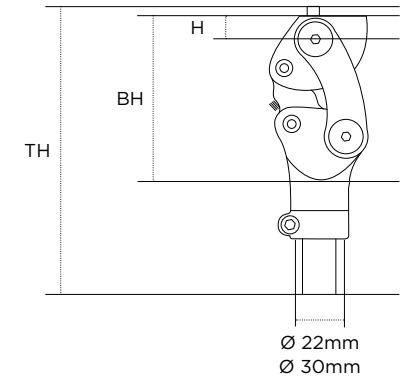


1X998 To avoid damage to the pyramid during trials

## Compact 4-axis knee



- Socket rotation adjustment:  $\pm 15^\circ$ .
- Friction adjustment.
- Extension assist adjustment.
- Safety in stance phase ensured by alignment and axis geometry.
- The 4-axis and linkage geometry provides a shortening of the leg segment during swing phase.



### TECHNICAL FEATURES

Item N°.	Max. Patient's Weight	Weight	Total Height	Build Height	Height	Material	Max. Flexion	Distal Adapter
1M112	45kg 99 lbs	320 g 0.70 lbs	155 mm 6.10"	75 mm 2.95"	11 mm 0.43"	Aluminum	165°	Tube Ø 22 mm
1M113	80kg 176 lbs	340 g 0.75 lbs						Tube Ø 30 mm

### ORDER ONE OF THE FOLLOWING TO COMPLETE YOUR ORDER



1K164  
For 1M112



1K400-AN



1K160



1K163

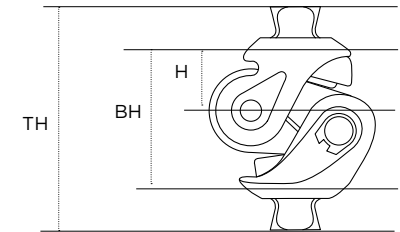
For 1M113



1X998 To avoid damage to the pyramid during trials

## Single axis knee with brake

- During stance phase, the ground reaction force closes a jaw locking the rotation axis.
- Delivered complete kit with its extension assist ans cosmetic cover.



- Brake adjustment according to patient's weight and activity.
- Knee friction adjustment.
- Extension assist adjustment.

### TECHNICAL FEATURES

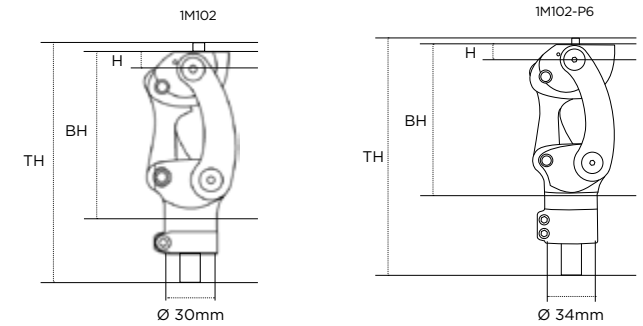
Item N°.	Max. Patient's Weight	Weight	TH	BH	H	Material	Flexion	Distal Adapter
1M115	100 kg 220 lbs	540 g 1,19 lbs	75 mm 2,98"	50 mm 1,97"	22 mm 0,87"	Steel/SS	150 °	Pyramid
1M149		368 g 0,81 lbs			30 mm 1,18"			





**The unique alignment and axis geometry of the 1M102 offer increased safety during stance phase.**

- Socket rotation adjustment:  $\pm 15^\circ$ .
- Friction adjustment.
- Extension assist adjustment.
- Possible fitting of long stumps and knee disarticulations.
- 1M02V: its optional lock ensures enhanced safety on difficult or uneven grounds, or during rehabilitation phase. The optional lock is operated by the patient himself.




### TECHNICAL FEATURES

Item N°.	Max. Patient's Weight	Weight	Total Height	Build Height	Height	Material	Optionnal lock	Max. flexion	Distal Adapter
1M102	100 kg	565 g / 1.24 lbs	184 mm 7.24"	108 mm 0.24"	12 mm 0.47"	Aluminum	No	160 °	Tube Ø 30 mm
1M102V	220 lbs	575 g / 1.27 lbs		Yes			Tube Ø 30 mm		
1M102-P6	125 kg	600 g / 1.32 lbs	113 mm 0.25"	No	Tube Ø 34 mm				
1M102V-P6	275 lbs	625 g / 1.38 lbs	Yes	Tube Ø 34 mm					

### ORDER ONE OF THE FOLLOWING TO COMPLETE YOUR ORDER



### KNEE DISARTICULATION KIT



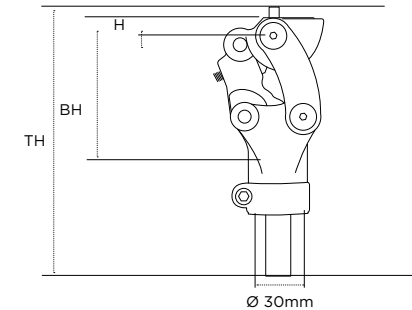
## 4-axis knee with short linkages

- Appropriate. for patients with short residual limb.
- Safety in stance phase ensured by alignment and axis geometry.
- The 4-axis and linkage geometry provides a shortening of the leg segment during swing phase.

- Socket rotation adjustment:  $\pm 15^\circ$ .
- Joint friction adjustment.
- Lock with adjustable stop.

### TECHNICAL FEATURES

Item N°.	Max. Patient's Weight	Weight	TH	BH	H	Material	Max. flexion	Distal adapter
1M05	100 kg 220 lbs	460 g 1,01 lbs	166 mm 6,53"	85 mm 3,35"	11 mm 0,43"	Aluminum	140 °	Tube Ø30 mm



### COMMANDEZ L'UN DES ÉLÉMENTS SUIVANTS POUR COMPLÉTER VOTRE COMMANDE



1K400-AN

1K160-P6

1K160

1K163

# 1M01/1M10/1M01-P6/1M10-P6

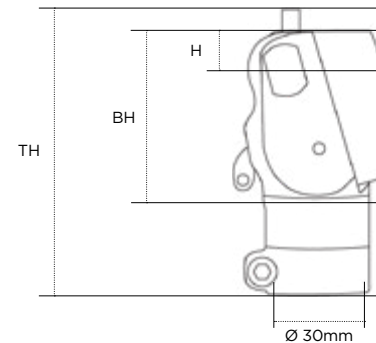


**With its convenient lock, the 1M Series ensures patient safety while walking.**

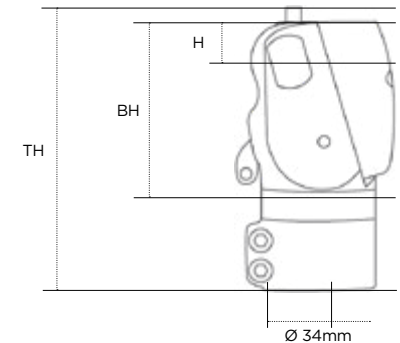


- Socket rotation adjustment:  $\pm 15^\circ$ .
- Joint friction adjustment.
- Lock with adjustable stop.

1M01 / 1M10



1M01-P6 / 1M10-P6



### TECHNICAL FEATURES

Item N°.	Max. Patient's Weight	Weight	Total Height	Build Height	Height	Material	Release lever	Max. flexion	Distal Adapter
1M01	220 lbs	345 g / 0.76 lbs	99 mm	58 mm	13 mm	Aluminum + Stainless Steel	No	130 °	Tube Ø 30 mm
1M10	100 kg	355 g / 0.78 lbs	3.89"	2.28"	0.51"		Yes		
1M01-P6	275 lbs	375 g / 0.83 lbs	102 mm	59 mm	14 mm		No		Tube Ø 34 mm
1M10-P6	125 kg	385 g / 0.85 lbs	4.01"	2.32"	0.55"		Yes		

### ORDER ONE OF THE FOLLOWING TO COMPLETE YOUR ORDER



1X998 To avoid damage to the pyramid during trials

# ANKLES

PROTEOR DIGITAL SUITE SYNSYS KNEES ANKLES FEET COMPONENTS LINERS & SOCKETS ORTHOSIS MATERIALS



## Ankles

- Microprocessor ankle
  - Kinnex 2.0
- Others
  - Kinterra
  - Multi-axis ankle
  - Single axis foot

## Designed for real life

Kinnex 2.0 microprocessor ankle combines sophisticated microprocessor ankle innovation with time tested carbon fiber foot technology, providing users a uniquely stable and natural walking experience whether on flat, angled, smooth or uneven terrain. Water the lawn or walk in the rain without worrying about exposure to water, dust and dirt.

- Seamlessly adjust to changes in ground slope within the first step.
- Confidently brave the elements with an IP67 certified ankle.
- Comfortably match heel heights with virtually any shoe for work or play (via App).
- Optimize energy storage and energy return with a bolt free full carbon fiber foot plate.
- 30° of Ankle Articulation 20° plantar flexion / 10° dorsi flexion allows the ankle and foot to be ideally positioned in relation to the ground.
- Battery Life: Greater than 24 hours depending on individual activity and storage practices

User Weight Rating:

125 kg for moderate activity,

100 kg for high activity (Mob 4 no sports)

Heel Height: The automated heel height adjustment has a range from 0 to 5 cm

Category selection according to weight and activity

Activity / Weight	44-52 kg 100-115 lbs	53-59 kg 116-130 lbs	60-68 kg 131-150 lbs	69-77 kg 151-170 lbs	78-88 kg 171-195 lbs	89-100 kg 196-220 lbs	101-116 kg 221-255 lbs	117-125 kg 256-275 lbs
Low	1	1	2	3	4	5	6	7
Moderate	1	2	3	4	5	6	7	-

Item N°.	Categories	Side	Size (cm)	Sandal toe option	Heel height	BH	Weight
F14	1 to 7	G / D	24 to 25	yes	0 to 50 mm	184 mm / 7.2"	1,49 kg / 3.28lbs
			26 to 28	yes		186 mm / 7.3"	
			29 to 30	no		186 mm / 7.3"	



F14-N2-0\_A\_-

Category 1-7      Size 24-30

**Toe Configuration**  
 RU- regular  
 SR- sandal toe, right  
 SL- sandal toe, left

Spectra sock included  
Order Foot shell p.61 (3 colors choice)

1X998 To avoid damage to the pyramid during trials

User and Prosthetist App Streamlined set up, monitoring, customization and cadence reporting are a touch away with the Clinician and Patient Apps.



## Redefining the Ankle Experience

The time-tested hydraulic ankle that continues to raise the bar for quality, stability, range of motion, and comfort.

- 15° of plantarflexion and 2° of dorsiflexion allow the foot to reach and maintain footflat across differing terrains and improved socket comfort while sitting
- Maximum patient's weight 150 kg (330 lbs)
- Modified built heights
- Occasional submersion for maximum 30 minutes in 1 m of water.

Now Available in  
**EVAQ8®**

RM3-\_\_-O\_\_A\_\_S\_\_

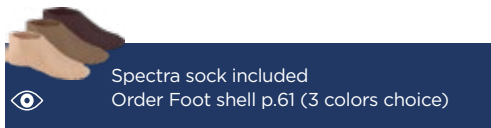
Kind: Standard : 00  
EVAQ8 : V2

Category: 1-8

Side: R- Right  
L- Left

Size: 22-30

Sandal Toe only  
New foot cosmetics FTC-2K



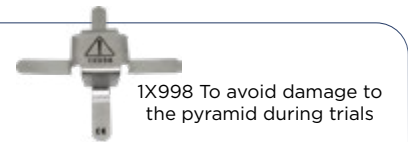
Selection of foot category based on patient's weight and activity level									
Weight / Activity	44-52 kg 100-115 lbs	53-59 kg 116-130 lbs	60-68 kg 131-150 lbs	69-77 kg 151-170 lbs	78-88 kg 171-195 lbs	89-100 kg 196-220 lbs	101-116 kg 221-255 lbs	117-132 kg 256-290 lbs	133-150 kg
Low	1	1	2	3	4	5	6	7	8
Moderate	1	2	3	4	5	6	7	8	-

Item N°.	Categories	Side	Size (cm)	Heel Height	BH	Weight
RM3	1 to 8	R / L	22 to 25	10 mm	118 mm / 4.65"	764 g / 1.68 lbs
			26 to 28		119 mm / 4.67"	833 g / 1.84 lbs
			29 to 30		122 mm / 4.81"	956 g / 2.11 lbs

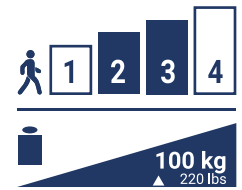
SPECTRA	Item N°.
22 to 25	SO-NPS-20030-00
26 to 28	SO-NPS-20035-00
29 to 30	SO-NPS-20040-00

\*Based on a sizes 23, 26, 29, Cat 4 with Foot Shell, spectra sock and 10 mm heel height

Stiffening BUMPERS	Item N°.
Universal	KIT-00-1147U-00



# MULTI-AXIS ANKLE



1D111


## Multi-axis Ankle

The multiaxis ankle enables any S.A.C.H. or DynaStep foot receiving a M10 screw to perform motions of plantar and dorsiflexion, as well as inversion-eversion.

- Helps flat foot achievement and is convenient for uneven grounds thanks to its numerous possible motions.
- Recommended for both trans-femoral and trans-tibial amputees.
- A wide range of front and rear bearings allows to match the ankle to patients' activity and weight.
- Delivered fitted with EE010-1 and EE008 bearings

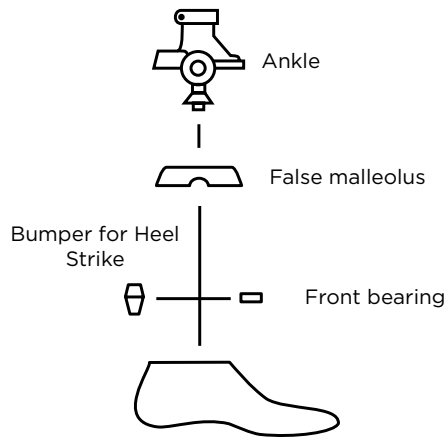
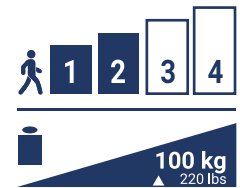


	Multi-axis Ankle	Bumper for Heel Strike				Front Bearing		
Item N°.	1D111	EE013	EE007	EE008	EE009	EE010-1	EE010-2	EE010-3
Color		Brown	Beige	Black	Grey	Honey	Blue	Ivory
Hardness		X-soft	Soft	Medium	Hard	Soft	Medium	Hard
Connection	Male Pyramid / M10 screw							
Build Height	53 mm / 2.09"							
Weight (Size 25)	250 g / 0.55 lbs							



1X998 To avoid damage to the pyramid during trials

# SINGLE AXIS FOOT



**Single axis foot allows plantar flexion at heel strike and dorsiflexion, which reproduces the physiological ankle joint.**

- Shock absorption at heel strike is ensured by heel inserts of various hardnesses.
- Step completion is ensured by the flexible forefoot.
- A variety of front bearings enables to accommodate equinus for heels from 10 to 30 mm.



**Complete Solution Kit**

1B02+1D12+EE001+EE007+1E1301/1E1401/1E1501



**1B02- #KIT**

Side: G- left, D- right  
Size: 22 to 29

**Foot only**

**1B02-**

Side: G- left, D- right  
Size: 22 to 29

Item N°.	Foot	Ankle	False Malleoly			Rear Bumper for Heel Strike				Front Bearing				
			1E1301	1E1401	1E1501	EE013	EE007	EE008	EE009	EE012	EE011	EE001	EE002	EE003
Side (left/right)	G / D													
Size	22 to 29		22 to 24	25 to 27	28 to 29									
Color	Caucasian					Brown	Beige	Black	Grey					
Stiffness						X-soft	Soft	Medium	Hard					
Thickness						50 mm				4 mm	5 mm	6 mm	7 mm	9 mm
Material		Alu	PU			Elastomer				Elastomer				
Weight (Size 25)	390 g	250 g	25 g	30 g	35 g	17 g	20 g				2 g	3 g	4 g	5 g
Heel height										10 mm	15 mm	20 mm	25 mm	30 mm
Max. Patient weight	100 kg / 220 lbs													
Connexion		Tube Ø	30 mm											
Activity level	1-2													

# FEET



 exoneo  
by PROTEOR

Like a human foot!

## Feet

- Energy return carbon feet
  - ETHOS LP
  - ETHOS LP for Kids
  - Exoneo Mahi
  - Dynadapt
  - Dynatrek
  - Shockwave
  - Sierra
  - Highlander & Max
  - Agilix
  - Pacifica & LP
  - Exalto
  - Hopper
  - EasyRun Blade
  - EVAQ8
- Energy return Glassfiber feet
  - RUSH HIPRO
  - RUSH RAMPAGE
  - RUSH RAMPAGE LP
  - RUSH ROGUE 2
  - RUSH EVAQ8
  - RUSH H2O
  - RUSH CHOPART
- Geriatrics & low activities
  - Exoneo Upya
  - Dynastep
  - 3 parts foot
  - S.A.C.H.
  - Gery
- Footshells
- Spectra socks & bumpers





## LOW PROFILE IN HIGH GEAR

Built for users who prioritize natural movement, all-day comfort and wearability on any surface.

### Low profile. Low weight. High compliance.

ETHOS LP combines an exceptionally low weight and build height with excellent terrain adaptability, natural flexibility and great multiaxial compliance. Delivering a smooth, reliable and confident gait on any surface.

ETHOS LP is the combination of:

- 1 The FusionFlex technology, with its lightweight three-layer (Oreo) composite design offers:
  - Durability and flexibility with a fiberglass core
  - Responsiveness with carbon fiber outer layers
- 2 The Multiaxial Rotation plate which offers  $\pm 8^\circ$  of axial rotation &  $\pm 16.5^\circ$  of inversion and eversion for enhanced mobility and to smoothen every step and every movement on uneven terrain

Now Available in

**EVAQ8®**


LP3-\_\_O\_\_A\_\_S\_\_

**Model**  
 Standard : 00  
 EVAQ8 : V3

**Category** 1-9  
**Size** 22-30  
**Side**  
 R- right  
 L- left



Spectra sock included  
Order Foot shell p.61 (3 colors choice)



1X998 To avoid damage to the pyramid during trials

### TECHNICAL FEATURES

Item N°.	Size(cm)	Build height	Weight*	Categories	Side	Sandal toe	Heel height
LP3-00	22 to 25	57 mm	425 g	1 to 9	R / L	yes	10 mm
	26 to 28	58 mm	485 g				
	29 to 30	63 mm	656 g				
LP3-V3	26 to 28	58 mm	525 g				
	29 to 30	63 mm	696 g				

\*26cm Cat 4, module with foot shell



Categories based on patient's weight and impact level for ETHOS LP for adults

Weight/ Impact level	44-52kg	53-59kg	60-68kg	69-77kg	78-88kg	89-100kg	101-116kg	117-130kg	131-147kg	148-166kg
Low	1	1	2	3	4	5	6	7	8	9
Moderate	1	2	3	4	5	6	7	8	9	-
High	2	3	4	5	6	7	8	9	-	-

## BUILT FOR THE WAY KIDS ACTUALLY LIVE.

Lightweight and low-profile enough to disappear into daily wear. Durable enough to handle everything a child's day demands.

ETHOS LP KID was designed to grow with active pediatric patients while giving parents and clinicians confidence in long-term reliability.



- Low build height
- $\pm 8^\circ$  of axial rotation
- $\pm 16,5^\circ$  of inversion/eversion
- High durability construction technology (Fusionflex)
- Low weight

LP3-00-0\_ P\_-RU

Category 1-4    Size 19-21

### TECHNICAL FEATURES

Item N°.	Categories	Size (cm)	Sandal Toe	Heel height	Build height	Weight
LP3-00	1P to 9P	19 to 21	no	10 mm	42 mm	275 g

\*20 cat. 2P, with foot shell

Categories based on patient's weight for ETHOS LP for pediatrics				
Weight/ Impact level	<26kg	26-36kg	36-45kg	46-60kg
High	1P	2P	3P	4P

Spectra sock included  
Order Foot shell p.61 (3 colors choice)

1X998 To avoid damage to the pyramid during trials

# mahi!



**03C C -P - -**  
 Size D: Right G: Left | Color 1: Light 2: Dark | Category 2 to 6 | Size 21 to 29 cm

## Dynamic walking, simply natural

Inspired by the functioning of the human body, Exoneo products are innovative and accessible to all. The mahi foot reproduces the natural movement of the human foot during walking, providing energy return, comfort and stability.

The combination of carbon, fiberglass, aluminum, zinc-plated steel and reinforced polyamide provides great strength and longevity.

The very low construction height and its controlled weight make mahi suitable for all types of patients.

- Soft and balanced cushioning at heel strike
- Soft and stable flattening. Load distribution.
- Soft transition, smooth rollover.
- Energy return for a natural gait.
- Stability on all terrains (inversion/eversion 4.34°, toes flexion 20°)
- Reduces stress in the socket.

Item N°.	Category	Side	Size(cm)	Build height	Weight depending of size and module
03C	P2 à P6	G / D	21 to 24	65 mm	477 to 534 g
			25 to 29	75 mm	726 to 825 g

Choice of module according to weight and size of foot						
Weight kg/ Size	kg lbs	40-50	51-70	71-90	91-110	111-130
21 - 24 cm		P2	P3	P4	-	-
25 - 29 cm		-	P3	P4	P5	P6

Description	Item N°. by size		Color	Side
	21 - 24	25-29		
Footshell	03K-CGC1-S	03K-CGC1-L	Light	Left
	03K-CDC1-S	03K-CDC1-L	Light	Right
	03K-CGC2-S	03K-CGC2-L	Dark	Left
	03K-CDC2-S	03K-CDC2-L	Dark	Right



## Fit, Finish and Roll



- Slim profile, carbon fiber foot system with a slender, anatomic design
- Full length attached heel with no bolts or bushings
- Combination of smooth rollover function, improved stability, and dynamic response makes DynAdapt™ the best all-around foot for all K3 users
- EnduraCore® Technology delivers up to 3 times the fatigue life of a standard laminate
- Split keel and heel design delivers enhanced stability
- Lightweight construction – only 635g (incl. foot shell)

Now Available in  
**EVAQ8®**

F10- -O\_ A\_ -

Kind Standard : 00  
EVAQ8 : V2

Category 1-9

Size 22-31

Toe Configuration  
RU- regular  
SR- sandal toe, right  
SL- sandal toe, left

Category selection according to weight and activity										
Activity / Weight	44-52 kg 100-115 lbs	53-59 kg 116-130 lbs	60-68 kg 131-150 lbs	69-77 kg 151-170 lbs	78-88 kg 171-195 lbs	89-100 kg 196-220 lbs	101-116 kg 221-255 lbs	117-130 kg 256-285 lbs	131-147 kg 286-325 lbs	148-166 kg 326-365 lbs
Low	1	1	2	3	4	5	6	7	8	9
Moderate	1	2	3	4	5	6	7	8	9	-
High	2	3	4	5	6	7	8	9	-	-

Spectra sock included  
Order Foot shell p.61 (3 colors choice)

Item N°	Categories	Side	Size (cm)	Sandal toe option	Heel height	Build Height	Weight
F10	1 to 9	L / R	22 to 25	yes	10 mm 3/8"	158 mm / 6 1/5"	535 g / 1.18 lbs
			26 to 28	yes		170 mm / 6 3/4"	635 g / 1.39 lbs
			29 to 31	no		182 mm / 7 1/5"	750 g / 1.65 lbs

1X998 To avoid damage to the pyramid during trials



## Over inclines, declines, sand, gravel, stairs, or any surface, the DynaTrek was designed to provide smoothness and reliability for the active user.

With its split-keel blade, the **DynaTrek** is an all-terrain foot that offers optimal inversion, eversion, and energy return.

- Increased patient dynamics.
- Great for transfemoral or transtibial patients.
- Convenient for any terrain.
- Maximum patient weight 330 lbs.
- Fully waterproof.
- Includes heel wedges for stiffness adjustment.
- Includes cosmetic kit contains: a foot shell, spectra sock, malleolar clip.

**1A600-**

Category 1-6  
 Side G- left, D- right  
 Size 22-30  
 Color = Caucasian, B = Ebony

Item N°.	1A600	
Activity level	3-4	
Side (Right/Left)	G / D	
Weight (size 25 without footshell)	400 g / 0.88 lbs	
Size	22 to 25	26 to 30
Total Height	170 mm / 6.69"	180 mm / 7.08"
Build Height	154 mm / 6.1"	165 mm / 6.5"
Max. Patient Weight	150kg / 330lbs	

**INCLUDED**  
Malleolar clip, Spectra sock & Foot shell  
(2 colors choice)

Category selection according to activity and weight						
Activity/Weight	99-131 lbs 45-59kg	132-164 lbs 60-74kg	165-197lbs 75-89kg	198-230lbs 90-104kg	231-274lbs 105-124kg	275-330lbs 125-150 kg
Normal	1	2	3	4	5	6
Hlgh	2	3	4	5	6	-

NOTE: Increasing category numbers indicate increased keel response. FOR BILATERAL PATIENTS: Increase by one category for added stability.

Category selection according to activity and weight						
Size (cm)/Category	1	2	3	4	5	6
22 to 25	•	•	•	•		
26 to 30	•	•	•	•	•	•

**1X998** To avoid damage to the pyramid during trials



OPTIONAL SANDAL TOE  
For sizes 23-28cm

Now Available in  
**EVAQ8®**

F20-\_\_-0\_\_A\_\_-\_\_

Kind: Standard: S3, EVAQ8: V2

Category: 1-8

Size: 23-30

Toe Configuration:  
RU- Standard  
SR- sandal toe, right  
SL- sandal toe, left

Spectra sock included  
Order Foot shell p.61 (3 colors choice)

1X998 To avoid damage to the pyramid during trials

## Shocking Absorption. Effortless Momentum.

The **ShockWave™** vertical shock foot incorporates a unique Spherical Shock Unit (SSU) that works in harmony with the existing features of the classic PROTEOR foot design and proprietary EnduraCore® technology. The multi-functional Spherical Shock Unit (SSU) provides both vertical shock relief and axial rotation offering K3/K4 ambulators a shockingly smooth experience during daily life and high impact activities; its light weight and slim profile provides an easy fit and finish.

- Resistant to fresh water.
- Ultimate shock absorption at heel strike eases stress on the residual limb for a more natural gait.
- Axial rotation of +/- 15° reduces socket pressure and allows for quick pivoting in a seamless motion.
- Full-length heel initiates plantar flexion at heel strike for better ground compliance and maximum energy return.
- Bolt-less design eliminates dead spots and weak structural areas resulting in a lighter and more reliable foot.
- Split keel and heel delivers added motion improving stability, comfort, and confidence on various terrains.
- EnduraCore technology provides ideal strength, flexibility, durability, and high energy return.
- Rated to 325lbs, 36-month warranty.

### TECHNICAL FEATURES

Item N°.	Categories	Side	Size (cm)	Sandal toe option	Heel height	Build Height	Weight
F20	1 to 8	L / R	23 to 25	yes	10 mm 3/8"	176 mm / 6.9"	897 g / 1,98lbs
			26 to 28	yes		189 mm / 7.4"	978 g / 2,16lbs
			29 to 30	no		200 mm / 7.8"	1131 g / 2,49lbs

\*Build height based on size 26cm Cat 4 foot module with foot shell and 10mm heel height. Sandal-toe available for sizes 23-28cm.

	Module selection according to activity and weight								
Weight/Activity level	100-115lbs 44-52kg	116-130lbs 53-59kg	131-150lbs 60-68kg	151-170lbs 69-77kg	171-195lbs 78-88kg	196-220lbs 89-100kg	221-255lbs 101-116kg	256-285lbs 117-130kg	286-325lbs 131-147kg
Low	1	1	2	3	4	5	6	7	8
Moderate	1	2	3	4	5	6	7	8	-
High	2	3	4	5	6	7	8	-	-

## Ultimate flexibility for a smoother gait

- Angle-top design increases the length of the carbon fiber spring to store and return more energy, and provide a smoother gait
- Split keel design delivers excellent inversion/eversion
- Full-length heel enables foot flat early in the gait cycle, providing a stable base of support and an exceptionally smooth gait



Now Available in  
**EVAQ8®**

FS1- \_-0\_ A-\_-

Kind: Standard : 00, EVAQ8 : V2

Category: 1-9, Size: 22-31, Toe Configuration: RU- regular toe, universal, SR- sandal toe, right, SL- sandal toe, left

Spectra sock included  
Order Foot shell p.61 (3 colors choice)

Category selection according to weight and activity										
Activity / Weight	44-52 kg 100-115 lbs	53-59 kg 116-130 lbs	60-68 kg 131-150 lbs	69-77 kg 151-170 lbs	78-88 kg 171-195 lbs	89-100 kg 196-220 lbs	101-116 kg 221-255 lbs	117-130 kg 256-285 lbs	131-147 kg 286-325 lbs	148-166 kg 326-365 lbs
Low	1	1	2	3	4	5	6	7	8	9
Moderate	1	2	3	4	5	6	7	8	9	-
High	2	3	4	5	6	7	8	9	-	-

Item N°.	Categories	Side	Size (cm)	Sandal toe option	Heel height	Build Height*	Weight*
FS1	1 to 9	L / R	22 to 25	yes	10 mm 3/8"	135 mm / 5.3"	504 g / 1.1 lbs
			26 to 28	yes		158 mm / 6.2"	597 g / 1.3 lbs
			29 to 31	no		172 mm / 6.8"	756 g / 1.7 lbs

\*Based on sizes 23, 26, 29, cat. 4, with foot shell, Spectra sock and 10 mm heel height

1X998 To avoid damage to the pyramid during trials

# HIGHLANDER® & HIGHLANDER® MAX

[PROTEOR DIGITAL SUITE](#)
[SYNSYS](#)
[KNEES](#)
[ANKLES](#)
[FEET](#)
[COMPONENTS](#)
[LINERS & SOCKETS](#)
[ORTHOSIS](#)
[MATERIALS](#)



Disponible avec

**EVAQ8®**

FS3- -0 A- -

Kind: Standard : 00  
EVAQ8 : V2

Category: 1-9  
Size: 22-31

Toe Configuration:  
RU- regular toe, universal  
SR- sandal toe, right  
SL- sandal toe, left



Disponible avec

**EVAQ8®**

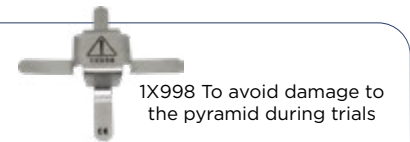
FS3- - - A- -

Kind: Standard : H5  
EVAQ8 : V2

Category: 10-12  
Size: 26-31

Toe Configuration:  
RU- regular toe, universal  
SR- sandal toe, right  
SL- sandal toe, left

Spectra sock included  
Order Foot shell p.61 (3 colors choice)



1X998 To avoid damage to the pyramid during trials

## Proven technology for dependable performance

- Offers an ideal blend of stability and action, often preferred by transfemoral patients
- Split keel provides excellent inversion/eversion

## Highlander®

Category selection according to weight and activity										
Activity Weight	44-52 kg 100-115 lbs	53-59 kg 116-130 lbs	60-68 kg 131-150 lbs	69-77 kg 151-170 lbs	78-88 kg 171-195 lbs	89-100 kg 196-220 lbs	101-116 kg 221-255 lbs	117-130 kg 256-285 lbs	131-147 kg 286-325 lbs	148-166 kg 326-365 lbs
Low	1	1	2	3	4	5	6	7	8	9
Moderate	1	2	3	4	5	6	7	8	9	
High	2	3	4	5	6	7	8	9	-	-

Item N°.	Categories	Side	Size (cm)	Sandal toe option	Heel height	Build Height*	Weight*
FS3	1 to 9	L / R	22 to 25	yes	10 mm 3/8"	97 mm / 3.8"	436 g / 1.0 lbs
			26 to 28	yes		110 mm / 4.3"	538 g / 1.2 lbs
			29 to 31	no		118 mm / 4.6"	691 g / 1.5 lbs

\*Based on sizes 23, 26, 29, cat. 4 with foot shell, Spectra sock and 10 mm heel height

## Highlander® MAX

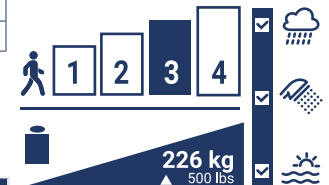
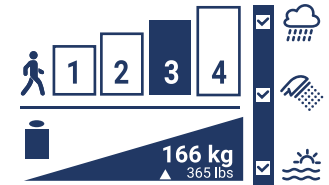
AVAILABLE IN 7-10 DAYS

Category selection according to weight and activity					
Activity / Weight	131-147 kg 286-325 lbs	148-166 kg 326-365 lbs	167-190 kg 366-418 lbs	191-217 kg 419-478 lbs	218-226 kg 479-500 lbs
Low	-	-	10	11	12
Moderate	-	10	-	-	-
High	10	11	-	-	-

Item N°.	Categories	Side	Size (cm)	Sandal toe option	Heel height	Build Height*	Weight*
FS3-H5	10 to 12	L / R	26 to 28	yes	10 mm 3/8"	111 mm / 4.4"	687 g / 1.5 lbs
			29 to 31	no		121 mm / 4.8"	859 g / 1.9 lbs

\*Based on sizes 23, 26, 29, cat.10 with foot shell, Spectra sock and 10 mm heel height

### HEAVY DUTY COMPONENTS TO COMPLETE YOUR ORDER



## Maximum Shock Value

The Agilix™ is a multi-axial, shock absorbing flexible foot system designed to manage loading impacts, reduce socket shear forces and improve comfort while walking on nearly any terrain. The ultra-lightweight design offers K3 ambulators shockingly comfortable performance at a value like no other.

- Vertical shock absorption and carbon fiber flexibility optimized for low to moderate impact K3 ambulators.
- Multi-axial function increases ground compliance and stability; streamlined, split-toe design results in improved long-term durability, saving time and money
- Full length dynamic heel attached at the toe ensures a seamless roll-over, for superior comfort and a more symmetrical gait
- Lower profile and lighter weight than the competitive alternative, allowing users to do more and feel less tired at the end of the day



Now Available in  
**EVAQ8®**

F15- \_-O\_ A\_ -

Kind Standard : 00  
EVAQ8 : V2

Category 1-9  
Size 22-31

Toe Configuration  
RU- regular toe, universal  
SR- sandal toe, right  
SL- sandal toe, left

Category selection according to weight and activity										
Activity / Weight	44-52 kg 100-115 lbs	53-59 kg 116-130 lbs	60-68 kg 131-150 lbs	69-77 kg 151-170 lbs	78-88 kg 171-195 lbs	89-100 kg 196-220 lbs	101-116 kg 221-255 lbs	117-130 kg 256-285 lbs	131-147 kg 286-325 lbs	148-166 kg 326-365 lbs
Low	1	1	2	3	4	5	6	7	8	9
Moderate	1	2	3	4	5	6	7	8	9	-

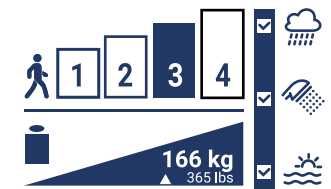
Spectra sock included  
Order Foot shell p.61 (3 colors choice)

Item N°.	Categories	Side	Size (cm)	Sandal toe option	Heel height	Build Height*	Weight*
F15	1 to 9	L / R	22 to 25	yes	10 mm 3/8"	155 mm / 6.1"	550 g / 1.2 lbs
			26 to 28	yes		166 mm / 6.5"	628 g / 1.4 lbs
			29 to 31	no		178 mm / 7.0"	790 g / 1.7 lbs

\*Based on sizes 23, 26, 29, cat. 4, with foot shell, Spectra sock and 10 mm heel height

1X998 To avoid damage to the pyramid during trials

# PACIFICA® & PACIFICA® LP



Pacifica®

FS2-00-0\_A\_-

Category 1-9      Size 24-31

Toe Configuration  
 RU- regular toe, universal  
 SR- sandal toe, right  
 SL- sandal toe, left

## The perfect balance of flexibility and durability

- Choice of two low profile designs ideal for patients with long residual limbs or those needing more build space
- LP design requires less than 50 mm of clearance
- Lightweight and durable
- Foot lies within foot shell so cosmetic finishing is simplified



Pacifica® LP

FS4-00-0\_A\_-

Category 1-9      Size 22-31

Toe Configuration  
 RU- regular toe, universal  
 SR- sandal toe, right  
 SL- sandal toe, left

Spectra sock included  
 Order Foot shell p.61 (3 colors choice)

Category selection according to weight and activity										
Activity / Weight	44-52 kg 100-115 lbs	53-59 kg 116-130 lbs	60-68 kg 131-150 lbs	69-77 kg 151-170 lbs	78-88 kg 171-195 lbs	89-100 kg 196-220 lbs	101-116 kg 221-255 lbs	117-130 kg 256-285 lbs	131-147 kg 286-325 lbs	148-166 kg 326-365 lbs
Low	1	1	2	3	4	5	6	7	8	9
Moderate	1	2	3	4	5	6	7	8	9	-
High	2	3	4	5	6	7	8	9	-	-

### PACIFICA®

Item N°	Categories	Side	Size (cm)	Sandal toe option	Heel height	Build Height*	Weight*
FS2	1 to 9	L / R	24 to 25	yes	10 mm 3/8"	65 mm / 2.6"	454 g / 1.0 lbs
			26 to 28	yes		66 mm / 2.6"	545 g / 1.2 lbs
			29 to 31	no		70 mm / 2.8"	705 g / 1.6 lbs

### PACIFICA® LP

Item N°	Categories	Side	Size (cm)	Sandal toe option	Heel height	Build Height*	Weight*
FS4	1 to 9	L / R	22 to 25	yes	10 mm 3/8"	48 mm / 1.9"	395 g / 0.9 lbs
			26 to 28	yes		54 mm / 2.1"	537 g / 1.2 lbs
			29 to 31	no		58 mm / 2.3"	746 g / 1.6 lbs

\*Based on sizes 23 (Pacifica LP), 24 (Pacifica), 26, 29, cat. 4, with foot shell, Spectra sock and 10 mm heel height



1X998 To avoid damage to the pyramid during trials

## Enthusiasm every day

Exalto is an energy storing foot, designed for a daily safe and comfortable usage of patients with low to moderate activity. Having a progressive and smooth rollover, it helps enhancing confidence in every step.

- Two split blades, both covering the full foot length, to ease stability and comfortable rollover.
- Adapts to uneven terrains thanks to its split blades enabling inversion/eversion movements.
- With its light weight optimized shape, and low built height, Exalto suites a large patient panel, up to 166kg.
- Resistant to immersion in salted and chlorine water.



F13-00- A -RU  
 Category 01 - 09    Size 22-31

Item N°.	Categories	Side	Size(cm)	Heel height	Build height	Weight
F13	01 to 09	L / R	22 to 25	10 mm	98 mm / 3 7/8"	440 g / 1 lbs
			26 to 28		110 mm / 4 3/8"	540 g / 1.2 lbs
			29 to 31		118 mm / 4 3/4"	700 g / 1.5 lbs

Spectra sock included  
 Order Foot shell p.61 (3 colors choice)

Selection of foot category based on patient's weight and activity											
Weight	lbs	100-115	116-130	131-150	151-170	171-195	196-220	221-255	256-285	286-325	326-365
	kg	44-52	53-59	60-68	69-77	78-88	89-100	101-116	117-130	131-147	148-166
Low		01	01	02	03	04	05	06	07	08	09
Moderate		01	02	03	04	05	06	07	08	09	-

Optional Bumpers	Item N°.
Order separately	KIT-00-1148U-00



1X998 To avoid damage to the pyramid during trials

## EVAQ8® - The Collection has Expanded!

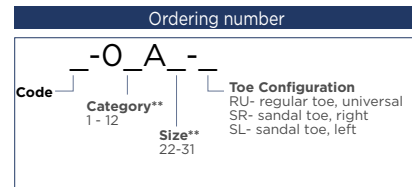
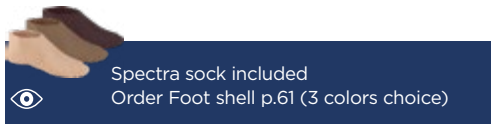
Meeting the need for innovation, versatility, and pure satisfaction, the popular **EVAQ8** vacuum system collection by PROTEOR is expanding beyond our legacy RUSH feet to carbon fiber and EnduraCore® feet.

- Optimal design – No additional build height and very low added weight (40g)
- High durability – Rubber vacuum chamber is designed to last – even with continued use over time
- Responds automatically – Pulls vacuum as needed with every step
- The **EVAQ8\* Collection** now available in **SHOCKWAVE, AGILIX, SIERRA, HIGHLANDER, DYNADAPT, and KINTERRA**




### TECHNICAL FEATURES

	SHOCKWAVE EVAQ8	DYNADAPT EVAQ8*	AGILIX EVAQ8*	SIERRA EVAQ8*	HIGHLANDER EVAQ8*	KINTERRA EVAQ8*
Code	F20-V2	F10-V2	F15-V2	FS1-V2	FS3-V2	RM3-V2
Weight*	1018g	668g	645g	637g	578g	873g
Build Height**	22 - 25	6.9"/176mm	6.1"/155mm	5.5"/140mm	5.3"/135mm	4.56"/118mm
	26 - 28	7.4"/189mm	6.5"/166mm	6.2"/159mm	6.2"/158mm	4.67"/119mm
	29 - 31	7.8"/200mm	7.0"/178mm	6.8"/173mm	6.7"/172mm	4.8"/122mm
Categories	See SHOCKWAVE page	See DYNADAPT page	See AGILIX page	See SIERRA page	See HIGHLANDER page	See KINTERRA page



\* 26 Cat 4, with foot shell and spectra sock

\*\* According to model



1X998 To avoid damage to the pyramid during trials

# HOPPER



The HOPPER running blade is designed for running on all types of terrain and at all distances by people of all levels, athletes and beginners alike. Its comfort, versatility and ease of use mean it's quick to get to grips with a wide range of activities.

Two blade sizes available: AUDACIEUSE (>24cm Build height) and INTREPID (>19cm build height).

- Versatility and dynamism
- Comfort and flexibility
- Eco-responsibility

### TECHNICAL FEATURES

Model	Audacieuse	Intrepide
Item N°.	HL01	HL02
Weight	840 g	740 g
Max. patient weight	45 / 110 kg	35 / 110 kg
Minimal clearance	240 mm	190 mm
Material	Recycled carbon fiber from the aerospace industry	
Outsole	Salomon® Blue Fire outsole	



HS01B



HA01F

HA01M


1 = Low 2 = Medium 3 = High

HL	Category
Model	See table
Audacieuse : 01	
Intrepid : 02	

Category selection according to weight and activity													
Weight		77-100 lbs 35-45 kg		101-121 lbs 46-55 kg		122-148 lbs 56-67 kg		149-172 lbs 68-78 kg		173-199 lbs 79-90 kg		200-242 lbs 91-110 kg	
Activity	Minimal Clearance*	1/2	3	1/2	3	1/2	3	1/2	3	1/2	3	1/2	3
Audacieuse	240 mm			XS	S	S	M	M	L	L	XL	XL	XL
Intrepide	190 mm	PXS	PXS	PXS	PS	PS	PM	PM	PL	PL	PXL	PXL	PXL

For bilateral patients: increase by one category for added stability.

\*Minimal clearance: distance between the bottom of the socket and the ground on the walking prosthesis with shoe.



1X998 To avoid damage to the pyramid during trials

## In the gym, at the park, or on the trail... the EASY RUN blade is the perfect foot to get you moving.

So, you're not an experienced sprinter? Not to worry! Whether you're exploring new activities or looking to take your daily workout to a new level, the EASY RUN will help you increase strength, mobility, happiness, and amplify your life. Specifically designed for the "every day user", With its all-terrain, all-weather, curved fiberglass blade design, and anti-slip Vibram® Sole... you can take your EASY RUN workout outside with confidence.

- For the every day user.
- Rotatable titanium pyramid adapter.
- Curved fiberglass blade.
- Lower blade with optimized curvature.
- Anti-slip sole.
- 6 vibrant designs.



USA (U)



Orange (O)    Black (N)    Water (E)    Tag (G)    Purple (V)

### TECHNICAL FEATURES

Weight	1080 g / 2.20lbs
Build Height	220 mm / 8.66"
Materials	Fiberglass + rubber
Connection	Rotatable Pyramid

Green replacement sole	1A92013-1
Black replacement sole	1A92013-2

### Category selection according to activity and weight

Activity/Weight	40-49kg 88-108lbs	50-59kg 110-130lbs	60-69kg 132-152lbs	70-79kg 154-174lbs	80-89kg 176-194lbs	90-99kg 198-218lbs	100-110kg 220-242lbs
Moderate Impact		1	2	3	4	5	6
High Impact	1	2	3	4	5	6	

1A920-  
Category 1-6 Color O/N/E/G/W/U



1X998 To avoid damage to the pyramid during trials

# RUSH HIPRO



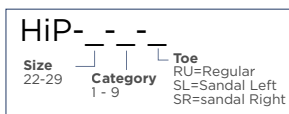
## Virtually Indestructible

RUSH HiPro® provides the most realistic and responsive foot and ankle motion available. Made from an advanced engineered glass composite, which is three times more flexible than most conventional prosthetic feet. The energy return of this foot enables patients to easily traverse the most aggressive terrain while experiencing zero dead spots.

- Highly-dynamic
- Durable
- Smooth roll-over
- High-energy return
- All-terrain
- Waterproof (fresh or salt water)
- Reduced socket issues
- Spectra sock included

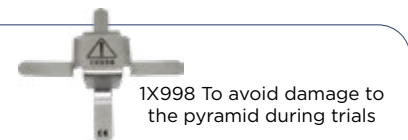
### TECHNICAL FEATURES

		HiPro
Weight (Size 26 with foot shell)		920 g / 2.03 lbs
Build Height including Foot shell	22 - 24	165 mm / 6.5"
	25 - 27	175 mm / 6.9"
	28 - 29	181 mm / 7.1"
Heel rise		10mm / 3/8"



Available in  
**EVAQ8®**

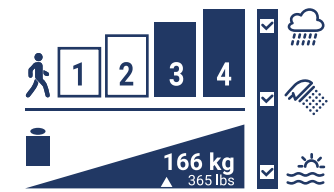
Footshell (including cap) to be ordered separately. Two colors available (p.61)



		Category selection according to activity, weight and size																	
Weight	kg	0-48		49-64		64-79		80-95		96-111		112-127		128-143		144-159		160-166	
	Lbs	0-105		106-140		141-175		176-210		211-245		246-280		281-315		316-350		351-365	
Activity level		L / M	H	L / M	H	L / M	H	L / M	H	L / M	H	L / M	H	L / M	H	L / M	H	L / M	H
Size																			
22cm		1	2	2	3	3	4	4	5	5	-	-	-	-	-	-	-	-	-
23cm		1	2	2	3	3	4	4	5	5	-	-	-	-	-	-	-	-	-
24cm		-	-	2	3	3	4	4	5	5	6	6	-	-	-	-	-	-	-
25cm		-	-	2	3	3	4	4	5	5	6	6	7	7	-	-	-	-	-
26cm		-	-	2	3	3	4	4	5	5	6	6	7	7	-	-	-	-	-
27cm		-	-	-	-	3	4	4	5	5	6	6	7	7	8	8	9	9	-
28cm		-	-	-	-	3	4	4	5	5	6	6	7	7	8	8	9	9	-
29cm		-	-	-	-	3	4	4	5	5	6	6	7	7	8	8	9	9	-

NOTE: Increasing category numbers indicate increased keel response. FOR BILATERAL PATIENTS: Increase by one category for added stability. L = Low M = Medium H = High

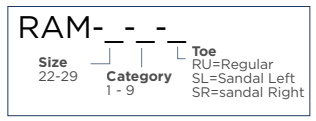
# RUSH RAMPAGE



## Unbridled Capabilities.

The RUSH RAMPAGE® has arrived. We've taken the smooth roll-through, increased comfort, and all-terrain capability of its predecessors and created a new, more cosmetics-friendly option, with a lower overall product weight. The RUSH RAMPAGE® is the perfect solution for individuals seeking a blend of both cosmetic, and high-performance capabilities found only in the RUSH Foot® Collection. Are you ready to RAMPAGE?

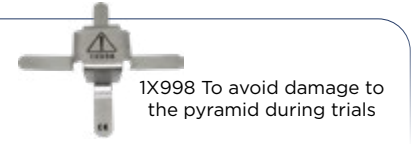
- Cosmesis-ready to meet your aesthetic preferences.
- Lower overall product weight.
- Smooth roll through with unparalleled energy return.
- Biometric ankle motion simulates natural gait.
- Extreme reliability for any use in any environment.
- Waterproof (fresh or salt water)
- Spectra sock included



TECHNICAL FEATURES		RUSH RAMPAGE
Weight (Size 26 with foot shell)		850 g / 1.874 lbs
Build Height including Foot shell	22 - 24	168 mm / 6.625"
	25 - 27	181 mm / 7.125"
	28 - 29	184 mm / 7.25"
Heel rise		10mm / 3/8"

Available in **EVAQ8®**

Footshell (including cap) to be ordered separately. Two colors available (p.61)



		Category selection according to activity, weight and size																	
Weight	Kg	0-48		49-64		64-79		80-95		96-111		112-127		128-143		144-159		160-166	
	Lbs	0-105		106-140		141-175		176-210		211-245		246-280		281-315		316-350		351-365	
Activity level		L / M	H	L / M	H	L / M	H	L / M	H	L / M	H	L / M	H	L / M	H	L / M	H	L / M	H
Size																			
22cm		1	2	2	3	3	4	4	5	5	-	-	-	-	-	-	-	-	-
23cm		1	2	2	3	3	4	4	5	5	6	6	-	-	-	-	-	-	-
24cm		1	2	2	3	3	4	4	5	5	6	6	-	-	-	-	-	-	-
25cm		-	-	2	3	3	4	4	5	5	6	6	7	7	-	-	-	-	-
26cm		-	-	2	3	3	4	4	5	5	6	6	7	7	-	-	-	-	-
27cm		-	-	-	-	3	4	4	5	5	6	6	7	7	-	-	-	-	-
28cm		-	-	-	-	3	4	4	5	5	6	6	7	7	8	8	9	9	-
29cm		-	-	-	-	3	4	4	5	5	6	6	7	7	8	8	9	9	-

NOTE: Increasing category numbers indicate increased keel response. FOR BILATERAL PATIENTS: Increase by one category for added stability.

L = Low M = Medium H = High

# RUSH RAMPAGE LP



## Innovation you can feel

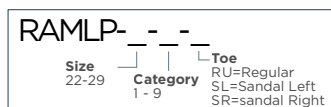
Thanks to the unique sole plate and virtually indestructible glass composite, the RAMPAGE LP® delivers the smoothest transition from heel strike to toe-off of any prosthetic foot in the industry. Patients will experience unparalleled comfort, range of motion and zero dead spots in every step.

- Low-profile build
- Superior ground compliance
- Smooth roll-over
- High-energy return
- Cosmesis-friendly
- All-terrain
- Waterproof (fresh or salt water)
- Reduced socket issues
- Spectra sock included



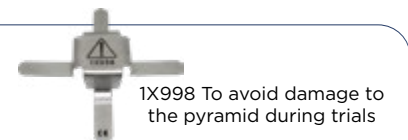
### TECHNICAL FEATURES

		RUSH RAMPAGE LP	
Weight (Size 26 with foot shell)		805 g / 1.775 lbs	
Built Height including footshell	22 - 24	114 mm / 4.5"	
	25 - 27	121 mm / 4.75"	
	28 - 29	121 mm / 4.75"	
Heel rise		10 mm / 3/8"	



Available in  
**EVAQ8®**

Footshell (including cap) to be ordered separately. Two colors available (p.61)



		Category selection according to activity, weight and size																										
Weight	Kg	0-48			49-64			64-79			80-95			96-111			112-127			128-143			144-159			160-166		
	Lbs	0-105			106-140			141-175			176-210			211-245			246-280			281-315			316-350			351-365		
Activity level		L	M	H	L	M	H	L	M	H	L	M	H	L	M	H	L	M	H	L	M	H	L	M	H	L	M	H
Size																												
22cm		1	2	3	2	3	4	3	4	-	4	-	-	-	-	-	-	-	-	-	-	-	-	-	-	-		
23cm		1	2	3	2	3	4	3	4	5	4	5	-	5	-	-	-	-	-	-	-	-	-	-	-	-		
24cm		1	2	3	2	3	4	3	4	5	4	5	-	5	-	-	-	-	-	-	-	-	-	-	-	-		
25cm		-	2	3	2	3	4	3	4	5	4	5	6	5	6	7	6	7	-	7	-	-	-	-	-	-		
26cm		-	2	3	2	3	4	3	4	5	4	5	6	5	6	7	6	7	8	7	8	-	8	-	-	-		
27cm		-	2	3	2	3	4	3	4	5	4	5	6	5	6	7	6	7	8	7	8	-	8	-	-	-		
28cm		-	-	-	-	3	4	3	4	5	4	5	6	5	6	7	6	7	8	7	8	9	8	9	-	9		
29cm		-	-	-	-	3	4	3	4	5	4	5	6	5	6	7	6	7	8	7	8	9	8	9	-	9		

NOTE: Increasing category numbers indicate increased keel response. FOR BILATERAL PATIENTS: Increase by one category for added stability.

L = Low M = Medium H = High


# RUSH Rogue 2




Available in  
**EVAQ8®**

**ROG2-** - -  
 Size 22-29    Category 1-9    Toe  
 RU=Regular    SL=Sandal Left    SR=sandal Right

Spectra sock included


 Footshell (including cap) to be ordered separately. Two colors available (p.61)


 1X998 To avoid damage to the pyramid during trials

## Increased performance. Increased comfort. Added torsion.

RUSH Rogue®2 provides the most realistic and dynamic foot and ankle motion available. The Vertical Loading Pylon provides comfortable relief from high impact loading allowing the user to push the foot to the limits. The components are made of advanced fiberglass composite which is three times more flexible than most conventional prosthetic feet. The roll through characteristics of the foot provide exceptional energy return with no “dead spot” allowing users to push themselves to the limits on the court or in aggressive terrain.

- Vertical Loading Pylon for vertical shock relief and impact absorption.
- Smooth roll through for high energy return and comfortable in any situation.
- Biomimetic ankle action to simulate the human foot - no one will know you wear a prosthetic.
- Extreme reliability for extended use in any high impact application a human can survive.
- Rotational torsion relief to ease the impact to knee, hip and back. ( $\pm 15^\circ$ )

### TECHNICAL FEATURES

		RUSH ROGUE 2
Weight (Size 26 with foot shell)		1039 g / 2.29 lbs
Build Height including Foot shell	22 -24	155 mm / 6.1"
	25 - 27	168 mm / 6.61"
	28 - 29	171 mm / 6.73"
Heel rise		10 mm / 3/8"

Category selection according to activity, weight and size																			
Weight	kg	0-48		49-64		64-79		80-95		96-111		112-127		128-143		144-159		160-166	
	Lbs	0-105		106-140		141-175		176-210		211-245		246-280		281-315		316-350		351-365	
Activity level		L / M	H	L / M	H	L / M	H	L / M	H	L / M	H	L / M	H	L / M	H	L / M	H	L / M	H
Size																			
22cm		1	2	2	3	3	4	4	5	5	-	-	-	-	-	-	-	-	-
23cm		1	2	2	3	3	4	4	5	5	-	-	-	-	-	-	-	-	-
24cm		-	-	2	3	3	4	4	5	5	6	6	-	-	-	-	-	-	-
25cm		-	-	2	3	3	4	4	5	5	6	6	7	7	-	-	-	-	-
26cm		-	-	2	3	3	4	4	5	5	6	6	7	7	-	-	-	-	-
27cm		-	-	-	-	3	4	4	5	5	6	6	7	7	8	8	9	9	-
28cm		-	-	-	-	3	4	4	5	5	6	6	7	7	8	8	9	9	-
29cm		-	-	-	-	3	4	4	5	5	6	6	7	7	8	8	9	9	-

NOTE: Increasing category numbers indicate increased keel response. FOR BILATERAL PATIENTS: Increase by one category for added stability.

L = Low M = Medium H = High

# RUSH EVAQ8



## Simplistic, effective, efficient

Finally, an unprecedented elevated vacuum system that seamlessly integrates effective vacuum with the same rugged simplicity of all the RUSH Foot® designs. The RUSH Foot EVAQ8 Collection is the easy solution to providing maximum vacuum efficiency in just a few quick steps. No batteries or complicated, mechanical pump required.

- Simple, integrated design.
- Stabilizes volume, increases linkage, and heightens proprioception through elevated vacuum suspension.
- All-terrain, fully-submersible.
- Requires minimal maintenance.
- The RUSH FOOT EVAQ8 Collection is available in the HiPro, Rogue 2, RAMPAGE and RAMPAGE LP models.



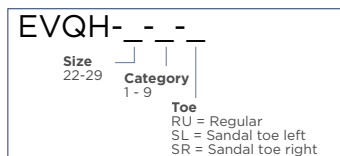
### TECHNICAL FEATURES

		HIPRO EVAQ8	ROGUE 2 EVAQ8	RAMPAGE EVAQ8	RAMPAGE LP EVAQ8
Weight (Size 25 without foot shell)		658 g / 1.45 lbs	770 g / 1.70 lbs	593 g / 1.31 lbs	549 g / 1.21 lbs
Build Height	22 - 24	6.5" / 165 mm	6.1" / 155 mm	6.625" / 168mm	4.5" / 114 mm
	25 - 27	6.875" / 175 mm	6.61" / 168 mm	7.15" / 181mm	4.75" / 121 mm
	28 - 29	7.125" / 181 mm	6.73" / 171 mm	7.25" / 184mm	4.75" / 121 mm
Heel rise		10 mm / 3/8"			
Category 1 - 9		See Hipro page	See Rogue2 page	See Rampage page	See Rampage LP page

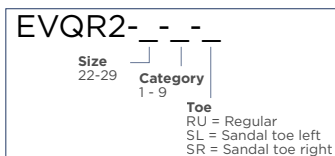


- Spectra sock
- 1 Release Valve
- 90° Hose Barb
- 2' Tygon Vacuum Hose
- Hose Barb Filter
- 1/2" Wide Hook & Loop

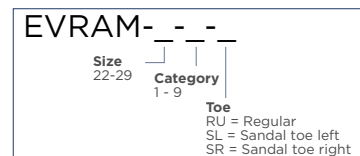
#### HiPro



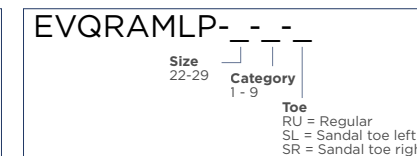
#### Rogue2



#### Rampage



#### Rampage LP



Footshell (including cap) to be ordered separately. Two colors available (p.61)



1X998 To avoid damage to the pyramid during trials

### ASSEMBLY AND INSTALLATION

The RUSH FOOT EVQ8 system comes preassembled inside the heel of the RUSH FOOT. Please specify the foot side (Right or left) when ordering.

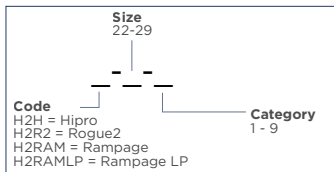
## Incomparable grip. No foot shell required.

The RUSH Foot® H2O collection is the ideal foot for your shower leg or various, non-invasive water sport activities. Available in the tried-and-true RUSH Foot® HiPro, RAMPAGE, RAMPAGE LP and Rogue 2 models and featuring an integrated Vibram® sole and custom molded rubber toe wrap. The RUSH Foot® H2O collection of feet offer the same great durability and comfort of all the other RUSH feet, but now adds superior traction on slick surfaces. From the shower to the pool, you won't find a foot that provides this amount of grip and added confidence on slippery surfaces.



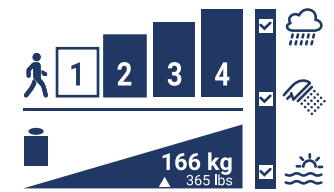
- Showering
- Pool Activities
- Surfing
- Kayaking
- Stand Up Paddle
- Boarding
- Indoor Yoga
- Karate
- Gymnastics
- Miscellaneous
- Barefoot Activities

	HIPRO H2O 	ROGUE 2 H2O 	RAMPAGE H2O 	RAMPAGE LP H2O 
Weight (Size 25)	742 g / 1.64 lbs	850 g / 1.87 lbs	669 g / 1.47 lbs	625.5 g / 1.38 lbs
Size	22 - 29 cm			
Build Height	22 - 24	152 mm / 6"	142 mm / 5.59"	159 mm / 6.25"
	25 - 27	159 mm / 6.25"	152 mm / 5.98"	165 mm / 6.5"
	28 - 29	175 mm / 6.875"	165 mm / 6.50"	178 mm / 7"
Category 1 - 9	See Hipro page	See Rogue2 page	See Rampage page	See Rampage LP page



1X998 To avoid damage to the pyramid during trials

# RUSH CHOPART



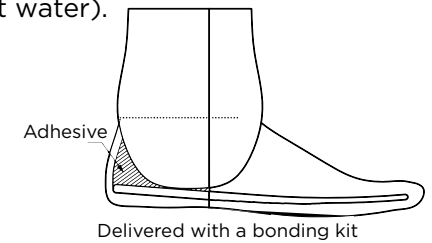
## Virtually indestructible

The RUSH Chopart® is specifically designed for people with Chopart amputations as well as Lisfranc, Pirogoff, Boyd and partial foot prostheses. A dynamic design, providing increased reliability and eliminating the breakage commonly seen with carbon Chopart plates. The unique glass composite is engineered to be more flexible and durable than any other Chopart available today.



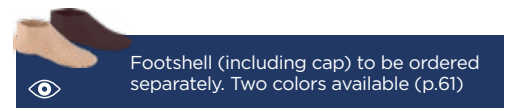
- Highly-dynamic.
- Durable.
- Smooth roll-over.
- Waterproof (fresh or salt water).

		RUSH CHOPART
Weight (Size 25 without Foot shell)		118 g / 0.26 lbs
Build Height	19 - 21	21 mm / 0.84"
	22 - 24	25 mm / 1"
	25 - 27	29 mm / 1.125"
	28 - 30	22 mm / .875"
Heel rise		10 mm 3/8"



CHO-	-	-	-	RU
Size	→ 1 - 8		Category	
19-21	→ 1 - 8			
22-30	→ 0 - 9			

Category selection according to activity, weight and size (22-30)																					
Weight	Lbs	0-70		71-105		106-140		141-175		176-210		211-245		246-280		281-315		316-350		351-365	
	Kg	0-32		33-48		49-64		64-79		80-95		96-111		112-127		128-143		144-159		160-166	
Activity Level		L / M	H	L / M	H	L / M	H	L / M	H	L / M	H	L / M	H	L / M	H	L / M	H	L / M	H	L / M	H
Size																					
22cm		0	1	1	2	2	3	3	4	4	5	5	-	-	-	-	-	-	-	-	-
23cm		0	1	1	2	2	3	3	4	4	5	5	-	-	-	-	-	-	-	-	-
24cm		-	-	1	2	2	3	3	4	4	5	5	6	6	-	-	-	-	-	-	-
25cm		-	-	-	-	2	3	3	4	4	5	5	6	6	-	-	-	-	-	-	-
26cm		-	-	-	-	2	3	3	4	4	5	5	6	6	7	7	-	-	-	-	-
27cm		-	-	-	-	-	-	3	4	4	5	5	6	6	7	7	-	-	-	-	-
28cm		-	-	-	-	-	-	3	4	4	5	5	6	6	7	7	8	8	-	-	-
29cm		-	-	-	-	-	-	3	4	4	5	5	6	6	7	7	8	8	-	-	-
30 cm		-	-	-	-	-	-	-	-	4	5	5	6	6	7	7	8	8	9	9	-



Category selection according to activity, weight and size																									
Weight	kg	0-14			15-20			21-27			28-34			35-41			42-48			49-54			55-61		
	lbs	0-30			31-45			46-60			61-75			76-90			91-105			106-120			121-135		
Niveau d'activité		L	M	H	L	M	H	L	M	H	L	M	H	L	M	H	L	M	H	L	M	H			
Taille																									
19 cm		1P	1P	2P	2P	2P	3P	3P	3P	4P	4P	4P	5P	5P	5P	6P	6P	6P	-	-	-	-	-		
20 cm		-	-	2P	2P	2P	3P	3P	3P	4P	4P	4P	5P	5P	5P	6P	6P	6P	7P	7P	7P	-	-		
21 cm		-	-	2P	2P	2P	3P	3P	3P	4P	4P	4P	5P	5P	5P	6P	6P	6P	7P	7P	7P	8P	8P		

L = Low  
M = Medium  
H = High

NOTE: Increasing category numbers indicate increased keel response. FOR BILATERAL PATIENTS: Increase by one category for added stability.

## upya



Upya

Upya  
**01C\_C\_-P\_**  
 Size: D: Right, G: Left  
 Color: 1: Light, 2: Dark  
 Category: 3 to 5

### An original movement for unrivalled sensations!

Inspired by the functioning of the human body, Exoneo products are innovative and accessible to all.

The upya foot reproduces the natural movement of the human foot during walking, providing energy return, comfort and stability.

- Soft and balanced cushioning at heel strike.
- Soft and stable flattening. Load distribution.
- Soft transition, smooth rollover.
- Energy return for a natural gait.
- Stability on all terrains (inversion/eversion 5°, toes flexion 20°).
- Reduces stress in the socket.

Item N°.	Designation	Categories	Side	One size	Build height	Weight with footshell
01C_C_-P_	Upya	P3 à P5	G / D	25 à 29*	120 mm	765 g

\* Size 29 possible with an adaptation clip

Module selection based on patient weight and activity level													
Weight Activity	kg	50-55	56-60	61-65	66-70	71-75	76-80	81-85	86-90	91-95	96-100	101-105	106-110
	lbs	110-121	122-132	133-143	144-154	155-165	166-176	177-187	188-198	199-209	210-220	221-231	232-242
Low	-	P3	P3	P3	P4	P4	P4	P4	P4	P5	P5	P5	P5
High	P3	P3	P3	P4	P4	P4	P4	P5	P5	P5	P5	-	-

Designation	Item N°.	Color	Side
Footshell	0100601	Light	Left
	0100801	Light	Right
	0100701	Dark	Left
	0100901	Dark	Right
Adaptation clip for size 29	CG-0160301	Black	Left
Adaptation clip for size 29	CD-0160201	Black	Right
Malleolar clip	0760101	Black	-



## upya

### Spare parts

Delivered in kit form for self-assembly Upya is also fully repairable.

Description	Category		
	P3 (70 kg)	P4 (90 kg)	P5 (110 kg)
Heel	01SA001-P3	01SA001-P4	01SA001-P5
Mid foot	01SA003-P3	01SA003-P4	01SA003-P5
Right forefoot		0100301	
Left forefoot		0100401	
Right size 29 adaptation clip		CD-0160201	
Left size 29 adaptation clip		CG-0160301	
Screw kit (galvanized steel /stainless steel)		01K003	



01SA001-          

0100401

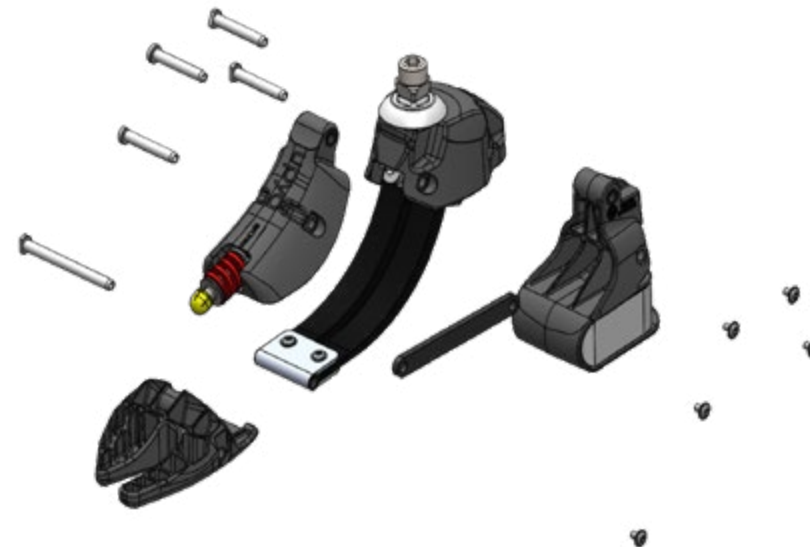
0100301



01SA003-          



01K003





1E201

Foot only

1A101-

Side    
 G- left  
 D- right

Size 22-29

KIT 1E201



1A101

1E201-

Side    
 G- left  
 D- right

Size 22-29



## Comfort and dynamics

Aided by the shape of its carbon strut, the DynaStep ensures energy savings and comfort while providing the patient with dynamics suitable to activity level 2 patients; its split toe design allows inversion and eversion while navigating uneven terrain.

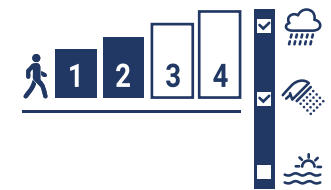
- Appropriate for transtibial and transfemoral patients.
- Foam of the foot is moulded on the carbon strut.
- Comes with its malleolar clip to help the set up of the foot shell.

### TECHNICAL FEATURES

Item N°.	1A101	
Activity level	2	
Weight (size 26)	510 g / 1.12 lbs	
Side (Right/Left)	-G / -D	
Size	22 to 25	26 to 29
Junction plate	1D101-2225	1D101-2629
Build Height	96 mm / 3.78"	
Max. Patient Weight	80 kg / 176 lbs	100 kg / 220 lbs



# 3-PARTS FOOT



## Complete Solution Kit



1C03-

Side	Size
G- left	22 to 29
D- right	

## Parts

Item N°	Side	Size
	G- left	22 to 29
	D- right	

## Designed for exoskeletal prostheses.

Used to manufacture:

- Bath prostheses
- Foot amputation prostheses (Chopard, Symes, Pirogoff)
- Trans-tibial carbon prosthesis.
- XC050: Adhesive recommended to glue the 3-parts foot components
- 1A111: a SACH foot can be used if a trial prosthesis is necessary prior to alignment transfer and final prosthesis.



	Sole with toe	Foam Block	Heel Wedge
Item N°.	1C0301	1C0304	1A1110
Side (left/right)	G / D		
Size	22 to 29		
Color	Caucasian		
Heel height	10 mm	10 mm	
Activity level	1 - 2		



Leg base in polyurethane used to give a tibial shape when making the prosthesis or during lamination

## S.A.C.H. foot (Solid Ankle, Cushion Heel) is used for patients with low activity level

- S.A.C.H. foot provides shock absorption at heel strike thanks to heel inserts of various hardnesses
- Step completion is ensured by the flexible forefoot.



### TECHNICAL FEATURES

Item N°.	1A111		1A118	1A21	1A51
Patient type	Men		Men	Women	Children
Heel insert	Yes	Yes	Yes	Yes	No
Sandal-toe	Yes		Yes	No	No
Side (left/right)	G / D				
Size	22 to 25	26 to 29	22 to 29	21 to 26	12/14/16/17/18/19/20
Max. Patient weight	100 kg / 220 lbs	125 kg / 275 lbs	100 kg / 220 lbs	100 kg / 220 lbs	45 kg / 99 lbs
Weight	390 g (size 25)		410 g (size 25)	415 g (size 22)	130 g (size 14)
Heel height (T)	10 mm		18 mm	35 mm	12 mm
Activity level	1-2				

- S.A.C.H. feet come with a medium heel insert. To optimize shock absorption at heel strike, the insert can be replaced by a softer or a harder one.

Item N°.	Side	Size
	G- left D- right	12/14/16/17/18/20 21 to 29

For Item N°. 1A111 / 1A118			
Size / Inserts	22 to 23	24 to 27	28 to 29
Soft	1A11120-1S	1A11120-2S	1A11120-3S
Medium	1A11120-1N	1A11120-2N	1A11120-3N
Hard	1A11120-1F	1A11120-2F	1A11120-3F

For Item N°. 1A21		
Size / Inserts	21 to 24	25 to 26
Soft	1A11120-1S	1A11120-2S
Medium	1A11120-1N	1A11120-2N
Hard	1A11120-1F	1A11120-2F

Upper Link	
Multi-axis Ankle	
Pyramid adapter	
Fixed tubular base	
Wooden base	



1X998 To avoid damage to the pyramid during trials



**PATENTED**

1A200-  
 Side: G- left, D- right  
 Size: 22-29  
 Color: H- Light, BH- Ebony

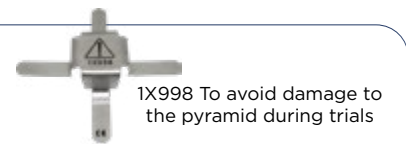

## Gery foot aims at providing low level users all the assistance they deserve

It greatly assists your patient's ability to ambulate with its lightweight design and accommodates heel heights ranging from 5 mm to 20 mm (.2" to .8"). The Gery is easily cleaned with water and resistant to dirt thanks to its closed cell EVA foam.

- Engineered specifically for the low level activity, AK & BK population.
- Rated up to 150kg / 330lbs.
- Re-engineered with a new core.
- 1 Year warranty.
- 100% Waterproof.
- Comfort design that reduces residual limb pain.
- Lightweight EVA structure ≈ 30% lighter than a SACH foot !
- Easy step completion thanks to its profiled core.
- Malleolar clip included.

### TECHNICAL FEATURES

Item N°.	1A200	
Color	Caucasian	Ebony
Side (left/right)	G / D	
Size	22 to 29 cm	
Weight (Size 25)	395g / 0.87 lbs	
Build Height	82 mm (3.22" )	
Heel height (T)	from 5mm to 20 mm. (2" to .8")	
Max. Patient weight	150kg / 330lbs	
Activity level	1-2	
Water Resistance	Waterproof	



# FOOT SHELLS

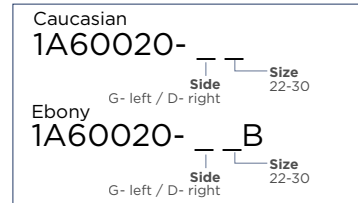
## Foot Shells

- Default
- On request

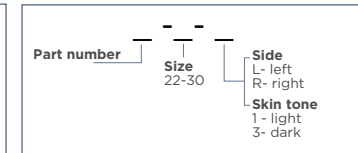


Profile	PROTEOR	RUSH	RUSH	RUSH Sandal toe	Gen 3 Mid Profile	Gen 3 Mid Profile	Gen 2 Mid Sandal toe	ShockWave Mid Profile	ShockWave Sandal toe	Kinnex 2.0 Mid Profile	Sandal toe
Part number	1A60020	FS	FSK	FTC-4R-1	FTC-3M-0	FTC-3M-1	FTC-2M-1	FTC-3F-1	FTC-2F-1	FTC-3K-1	FTC-2K-1
Cap	Yes	Yes	Yes	No	Yes	No	No	No	No	No	No
Size	22 to 30	22 to 29	19 to 30	22 to 29	22 to 31	22 to 31	19 to 28	23 to 30	23 to 28	24 to 30	22 to 30
Skin Tone	Caucasian or Ebony	Light or Dark		● Light or ● Medium or ● Dark							
Toe	Regular	Regular	Regular	Sandal	Regular	Regular	Sandal	Regular	Sandal	Regular	Sandal
Side	G or D	L or R	L or R	L or R							
Kinnex 2.0										●	●
Kinterra *											●
Dynadapt					●	○	●				
Ethos LP for adults											●
Ethos LP for kids											
Agilix					●	○	●				
Sierra					●	○	●				
Pacifica & LP					●	○	●				
Highlander & Max					●	○	●				
Exalto					●	○					
ShockWave								●	●		
RUSH Hipro		●		●							
RUSH Rampage		●		●							
RUSH Rampage LP		●		●							
RUSH Hipro Rogue 2		●		●							
RUSH EVAQ8 Collection		●		●							
RUSH Rover			●								
RUSH Kid			●								
RUSH Chopart		●									
Dyna C	●										
Dynatrek	●										
Dynastar	●										
Dynacity	●										

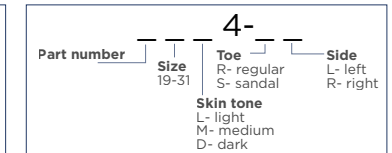
Item N° for PROTEOR Foot suitable Footshell



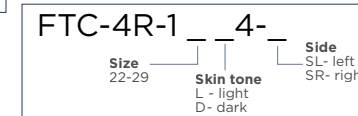
Item N° for RUSH Foot suitable Footshell except sandal toe



Item N° for other Foot suitable Footshell



Item N° for RUSH Foot sandal toe



Foot Shell removal tool



ACC-00-10300-00

\* If you need to replace a footshell for the previous Kinterra 2.0 version, order FTC-2M or FTC-3M.



# COMPONENTS

PROTEOR DIGITAL SUITE SYNSYS KNEES ANKLES FEET COMPONENTS LINERS & SOCKETS ORTHOSIS MATERIALS



## Components

- Foot Adapter
- Tube clamps & pylons
- Adapters
- Connectors
- Heavy duty components
- Lamination adapter
- 4 Hole adapter

NEW

## COMPONENT RANGE





## Essential Collection

Up to 166 kg

# FOOT ADAPTER

## Pyramid base





• Pyramid bases are convenient for any foot receiving a M10 screw (or M6 for 1D38), they provide adjustment of equinus and inversion/eversion of the foot

	Item N°.	Designation	Max Patient Weight	Material	Weight	Connection	TH	BH
	1D38	Aluminum and stainless steel PYRAMID BASE	45 Kg / 99 lbs	Aluminum + Steele	45 g / 0.10 lbs	Male pyramid M6 screw	18 mm / 0.71"	7 mm / 0.28"
	1D43	Aluminum PYRAMID BASE	100 kg / 220 lbs	Aluminum	100 g / 0.22 lbs	Male pyramid M10 screw	23 mm / 0.90"	7 mm / 0.28"
	1D44	Stainless steel PYRAMID BASE	125 kg / 275 lbs	Stainless steel	130 g / 0.29 lbs	Male pyramid M10 screw	21 mm / 0.83"	7 mm / 0.28"
	1D48	Titanium PYRAMID BASE	100 kg / 220 lbs	Titanium	90 g / 0.20 lbs	Male pyramid M10 screw	24 mm / 0.94"	7 mm / 0.28"

# FOOT ADAPTER

## Wooden bases

• Wood bases for exoskeletal prosthesis are convenient for any foot receiving a M10 or M8 or M6 screw, they provide adjustment of equinus and inversion/eversion of the foot


	Item N°.	Designation	Max Patient Weight	Material	Weight	Connection	TH
	1D60	For Male S.A.C.H. Foot from 22 to 25 cm	100 kg / 220 lbs	Wood + Steele	480 g / 1.06 lbs	M10 screw	130 mm / 5.12"
	1D61	For Male S.A.C.H. Foot from 26 to 29 cm	100 kg / 220 lbs	Wood + Steele	500 g / 1.10 lbs	M10 screw	130 mm / 5.12"
	1D63	For Female S.A.C.H. Foot from 21 to 26 cm	80 kg / 176 lbs	Wood + Steele	440 g / 0.97 lbs	M8 screw	130 mm / 5.12"
	1D64	For Children S.A.C.H. Foot from 12 to 20 cm	60 kg / 132 lbs	Wood + Steele	250 g / 0.55 lbs	M6 screw	100 mm / 3.94"

# TUBE CLAMPS & PYLONS

## Tube Clamps and Pylons

	Item N°.	Designation	Max Patient Weight	Material	Weight	Total Height	Build Height
CE	 1D52	Tube Ø 30 mm with Pyramid Receiver	100 Kg / 220 lbs	Aluminum	111 g / 0.24 lbs	130 mm / 5.12"	63 mm / 2.48"
CE	 1D52-P6	Tube Ø 34 mm with Pyramid Receiver	125 kg / 275 lbs	Aluminum	121 g / 0.27 lbs	130 mm / 5.12"	67 mm / 2.64"
CE	 1D45	Ø 30 mm Aluminum tube with bonded aluminum Pyramid Receiver.	100 kg / 220 lbs	Aluminum	290 g / 0.64 lbs	440 mm / 17.32"	440 mm / 17.32"
CE	 1D46	Ø 30 mm Aluminum tube with bonded titanium female pyramid adapter.	100 kg / 220 lbs	Aluminum + Titanium	280 g / 0.62 lbs	440 mm / 17.32"	440 mm / 17.32"
CE	 1G000-PY	Aluminium Tube - Ø 30 mm - 420 mm length Grade 3	166 kg / 365 lbs	Aluminum	384 g / 0.44 lbs	420 mm / 16.54"	420 mm / 16.54"
CE	 1G010-PY	Aluminum tube Ø 30 mm - 420 mm length Grade 1	125 kg / 275 lbs	Aluminum	254 g / 0.56 lbs	420 mm / 16.54"	420 mm / 16.54"
CE	 1G011-PY	Aluminum tube Ø 34 mm - 420 mm length Grade 1	166 kg / 365 lbs	Aluminum	291 g / 0.54 lbs	420 mm / 16.54"	420 mm / 16.54"
CE	 1G07	Aluminum tube Ø 22 mm - 300 mm length used for pediatric prosthesis	45 kg / 99 lbs	Aluminum	105 g / 0.23 lbs	300 mm / 11.81"	-
	 1G08	Aluminum tube Ø 22 mm - 254 mm length used for pediatric prosthesis	60 kg / 132 lbs	Aluminum	105 g / 0.23 lbs	254 mm / 10"	
CE	 ACC-00-20203-00	Carbon Pylon/Tube	226 kg / 500 lbs	Graphite	NC	305 mm / 12"	-

## Adapter ring

	Item N°.	Designation	Max Patient Weight	Material	Weight	Total Height	Diameter
CE		1X69	100 kg / 220 lbs	Aluminum	29 g / 0.06 lbs	34 mm / 1.34"	from 30 to 22 mm from 1.18" to 0.87"
		1X70	100 kg / 220 lbs	Aluminum	20 g / 0.04 lbs	34 mm / 1.34"	from 30 to 25 mm from 1.18" to 0.98"

**Grade 1 (G1):** Resistant to accidental spraying with fresh water. **Grade 3 (G3):** Resistant to immersion in fresh, soapy, chlorinated or salty water.

# ADAPTERS













## Tube Clamp Adapters

	Item N°.	Designation	Max Patient Weight	Material	Weight	Total Height	Build Height
CE	 1D39	Pediatric Tube Clamp Adapter with pyramid receiver used with the Ø 22 mm tube for child prosthesis.	45 kg / 99 lbs	Aluminum	45 g / 0.1 lbs	38 mm / 1.5"	12 mm / 0.47"
CE	 <b>NEW</b> 1D400-TC 	Tube Clamp Adapter with pyramid receiver for tightening on Ø 30 mm tube. Grade 3	166 kg / 365 lbs	Titanium	90 g / 0.2 lbs	50 mm / 1.97"	16 mm / 0.63"
CE	 <b>NEW</b> 1D410-TC 	Tube Clamp Adapter with pyramid receiver for tightening on Ø 30 mm tube. Grade 1	125 kg / 275 lbs	Aluminum	103 g / 0.23 lbs	47 mm / 1.85"	14 mm / 0.54"
CE	 <b>NEW</b> 1D411-TC 	Tube Clamp Adapter with pyramid receiver for tightening on Ø 34 mm tube. Grade 1	166 kg / 365 lbs	Aluminum	130 g / 0.29 lbs	55 mm / 2.17"	17 mm / 0.67"
CE	 ACC-00-20201-00 	Tube Clamp 34 mm	226 kg / 500 lbs	Titanium	NC	NC	NC
CE	 <b>NEW</b> 1K182-AA 	Threaded Pyramid insert M36 x 1,5 mm Grade 1	166 kg / 365 lbs	Stainless Steel	87 g / 0.19 lbs	29 mm / 1.13"	4.5 mm / 0.19"
CE	 <b>NEW</b> 1K183-AA 	Rotating Pyramid Receiver M 36 x 1,5 mm Use with 1K179-AN or 1S145 Grade 1	166 kg / 365 lbs	Stainless Steel	115 g / 0.25 lbs	23 mm / 0.91"	14 mm / 0.54"
CE	 1K184 	Threaded Pyramid For screwing on 1P200-KD, 1P320-KD, 1P321-KD, 1P360-KD, 1P131-KD, 1P180-KD	125 kg / 275 lbs	Stainless Steel	94 g / 0.21 lbs	30 mm / 1.18"	15 mm / 0.59"

**Grade 1 (G1):** Resistant to accidental spraying with fresh water. **Grade 3 (G3):** Resistant to immersion in fresh, soapy, chlorinated or salty water.

# CONNECTORS








## Double Adapters

	Item N°.	Designation	Max Patient Weight	Material	Weight	Total Height	Build Height
  	1K207-032-DA	Double Pyramid Receiver. Avoid using a tube in tight spaces Grade 1	125 kg / 275 lbs	Aluminum	85 g / 0.19 lbs	32 mm / 1.26"	32 mm / 1.26"
	1K207-045-DA				100 g / 0.22 lbs	45 mm / 1.77"	45 mm / 1.77"
	1K207-060-DA				115 g / 0.25 lbs	60 mm / 2.36"	60 mm / 2.36"
	1K207-075-DA				130 g / 0.29 lbs	75 mm / 2.95"	75 mm / 2.95"
  	1K208-032-DA	Double Pyramid Receiver. Avoid using a tube in tight spaces Grade 3	166 kg / 365 lbs	Aluminum	92 g / 0.20 lbs	32 mm / 1.26"	32 mm / 1.26"
	1K208-045-DA				105 g / 0.23 lbs	45 mm / 1.77"	45 mm / 1.77"
	1K208-060-DA				117 g / 0.26 lbs	60 mm / 2.36"	60 mm / 2.36"
	1K208-075-DA				130 g / 0.29 lbs	75 mm / 2.95"	75 mm / 2.95"
  	1K190-DA	Double Pyramid Adapter Grade 1	150 kg / 330 lbs	Stainless Steel	67 g / 0.17 lbs	22 mm / 0.88"	0 mm / 0"
	1K150	Double adapter including two pyramid receivers. Can be adjusted in height by shortening, which allows the CPO to accurately adjust the prosthesis height. It can also provide rotation adjustment.	100 kg / 220 lbs	Stainless Steel + Aluminum	up to 390 g up to 0.86 lbs	40 to 100 mm 1.57 " to 3.94"	40 to 100 mm 1.57 " to 3.94"
	1K155	Threaded tube alone	150 kg / 330 lbs	Stainless Steel	292 g / 0.64 lbs	40 to 86 mm 1.57 " to 3.39"	40 to 86 mm 1.57 " to 3.39"
	1K151	Double adapter including a pyramid receiver and a pyramid. It allows for individual height adjustment of the prosthesis as its height can be shortened.	100 kg / 220 lbs	Stainless Steel	up to 403 g up to 0.89 lbs	64 to 109 mm 2.52" to 4.29"	44 to 94 mm 1.73" to 3.70"

**Grade 1 (G1):** Resistant to accidental spraying with fresh water. **Grade 3 (G3):** Resistant to immersion in fresh, soapy, chlorinated or salty water.


















# HEAVY DUTY COMPONENTS

## Heavy duty components

	Item N°.	Designation	Max Patient Weight	Material
	 ACC-00-20201-00	Tube Clamp 34 mm	226 kg / 500 lbs	Titanium
	 ACC-00-20202-00	4 Ear Connector for 34 mm System	226 kg / 500 lbs	Titanium
	 ACC-00-20203-00	Carbon Pylon/Tube 305 mm / 12" length	226 kg / 500 lbs	Graphite
	 KIT-00-20200-00	Complete Kit ACC-00-20201-00 + ACC-00-20202-00 + ACC-00-20203-00	226 kg / 500 lbs	

# LAMINATION ADAPTER




## Lamination adapters.

	Item N°.	Designation	Max Patient Weight	Material	Weight	Total Height	Build Height
<b>NEW</b>	 	1K400-AN Used for knee disarticulation or long residual limb. M8 connection J. Bracket Grade 1	125 kg 275 lbs	Stainless Steel	135 g 0.30 lbs	120 mm 4.72"	6.5 mm 0.26"
<b>NEW</b>	 	1K173-AN 3-prong anchor with pyramid. Grade 1		Stainless Steel	135 g 0.30 lbs	65 mm 2.56"	5 mm 0.19"
	 	1K176 3-prong anchor with rotating receiver.		Aluminum + Stainless Steel	205 g 0.46 lbs	68 mm 2.68"	25 mm 0.98"
	 	1K177 3-prong anchor with rotating pyramid.		Stainless Steel	225 g 0.50 lbs	76 mm 2.99"	17 mm 0.67"
<b>NEW</b>	 	1K179-AN Transfemoral Threaded base 3-Prong Lamination Adapter for Knee Disarticulation, delivered with a spacer. To use with M36 Threaded knees or Threaded inserts. Grade 3	TT = 150 kg / 330 lbs TF = 166 kg / 365 lbs	Stainless Steel	126 g 0.28 lbs	45 mm 1.77"	12 mm 0.48"
<b>NEW</b>	 	1K202-AN 4-ear Lamination Anchor Grade 3	166 kg 365 lbs	Titanium	56 g 0.12 lbs	31 mm 1.22"	5.5 mm 0.22"
<b>NEW</b>	 	1K203-AN 4-ear Lamination Anchor HD Heavy duty. Grade 1	166 kg 365 lbs	Stainless Steel	125 g 0.28 lbs	30 mm 1.18"	5.5 mm 0.22"
		1K204 4-ear Offset Lamination Anchor HD Transibial adapter with 9mm axial offset of the pyramid.	150 kg 330 lbs	Stainless Steel	113 g 0.25 lbs	32 mm 1.26"	11 mm 0.43"
	 	ACC-00-20202-00 4 Ear Connector for 34 mm System	226 kg 500 lbs	Titanium	NC	NC	NC














**Grade 1 (G1):** Resistant to accidental spraying with fresh water. **Grade 3 (G3):** Resistant to immersion in fresh, soapy, chlorinated or salty water.

# 4-HOLE ADAPTER

## Socket attachment device

	Item N°.	Designation	Max Patient Weight	Material	Weight	Total Height	Build Height	
NEW	 	1K900-SA	Junction Cup with European 4-Hole Pattern for Lamination or Thermoforming This cup allows to connect components to the distal end of the socket. Grade 1	166 kg 365 lbs	Aluminum	67 g 0.15 lbs	22 mm 0.88"	0 mm 0"
		1K58	Wedge kit for mounting 1K66 and 1K60 with 1K900-SA.					
		1S108	Adapter for 1K900-SA		Plastics	15 g / 0.03 lbs	17.5 mm / 0.67"	17.5 mm / 0.67"
CE		1K95	Child Junction Cup for Lamination or Thermoforming. It allows to connect components with 4-hole 30 mm pattern to the distal end of the child socket	45 kg 99 lbs	Aluminum	45 g 0.10 lbs	22 mm 0.87"	5 mm 0.2"

## 4-Hole adapters.

	Item N°.	Designation	Max patient weight	Material	Weight	Total Height	Build Height	
CE		1K206	Pyramid Adapter for Child Socket	45 kg 99 lbs	Aluminum + Stainless steel	45 g 0.10 lbs	18 mm 0.71"	6 mm 0.24"
NEW	 	1K172-FH	Stainless Steel Pyramid Receiver for Socket adapter features European 4-hole pattern and a pyramid receiver allowing for tilt adjustment of the socket. Grade 1	125 kg 275 lbs	Stainless steel	106 g 0.23 lbs	16 mm 0.65"	16 mm 0.65"
CE	 	1K66	4-hole Receiver Socket adapter features European 4-hole pattern and a pyramid receiver allowing for tilt adjustment of the socket and rotation adjustment.	125 kg 275 lbs	Titanium	93 g 0.20 lbs	26 mm 1.02"	26 mm 1.02"
NEW	 	1K205-FH	4-hole Pyramid Socket adapter features European 4-hole pattern and a pyramid adapter allowing for tilt adjustment of the socket. Grade 1	125 kg 275 lbs	Stainless steel	85 g 0.19 lbs	22 mm 0.87"	22 mm 0.87"
CE	 	1K60	4-hole Pyramid Socket adapter features European 4-hole pattern and a pyramid adapter allowing for tilt adjustment of the socket and rotation adjustment.	125 kg 275 lbs	Titanium	106 g 0.23 lbs	23 mm 0.90"	23 mm 0.90"
NEW	 	1K209-FH	4-hole Pyramid Socket Adapter features European 4-hole pattern and a pyramid adapter allowing for tilt adjustment of the socket. Grade 3	150 kg 330 lbs	Titanium	47 g 0.10 lbs	22 mm 0.88"	8 mm 0.31"
NEW	 	1K140-FH	Ø 30 mm Tubular Link providing connection between a 30 mm Ø tube and a socket with a 4-hole plate Grade 1	100 kg 220 lbs	Aluminum	65 g 0.14 lbs	34.5 mm 1.36"	34.5 mm 1.36"

Grade 1 (G1): Resistant to accidental spraying with fresh water. Grade 3 (G3): Resistant to immersion in fresh, soapy, chlorinated or salty water.


# LINERS & SOCKETS

PROTEOR DIGITAL SUITE SYNYS KNEES ANKLES FEET COMPONENTS LINERS & SOCKETS ORTHOSIS MATERIALS



## Sockets

- Keasy
- Liners
  - Silitouch tibial liners
  - Stepline plus
  - Sealing Sleeve.
  - Stepline HD
  - Stepline sock
  - Sealing ring
  - Silicone cushion
  - Step-in
- Sockets
  - Adjustable temporary socket
  - Temporary fitting system
  - Temporary prosthesis kit
- Locks & valves
- Cosmetics



# LINERS

**KEASY has established itself over the years as the unique prefabricated cone allowing to manufacture rapidly quality finished thermoformed liners.**

A unique prefabricated cone, the KEASY has established itself due to the offered ability to rapidly create quality, finished thermoformed liners.

No welding, no gluing, and seamless, the KEASY minimizes allergenic risks while providing comfort. Fabrication and finishing time are shortened with easy thermoforming, cutting and sanding abilities. Changes in limb volume can be accommodated by gluing extra material to the outer surface. Closed cell structure keeps perspiration and cleaning products from penetrating the material for easy cleaning.

## KEASY



Item N°.	Use	Length	Ø Proximal	Profile	Distal Thickness	Packaging
<b>Keasy Comfort</b>						
1S402-110	BK small / Upper limb	305 mm 12"	110 mm 4.33"	5 mm 0.2"	8 mm 0.31"	x 1
1S402-110#12						x 12
1S400-130	BK Long & thin	500 mm 19.68"	130 mm 5.12"	6,5 mm 0.24"	10 mm 0.4"	x 1
1S400-130#24						x 24
1S400-130#300						x 300
1S400-160	BK Short & medium	400 mm 15.75"	160 mm 6.3"	6,5 mm 0.24"	10 mm 0.4"	x 1
1S400-160#24						x 24
1S400-180	BK long	500 mm 19.68"	180 mm 7.09"	6,5 mm 0.24"	15 mm 0.6"	x 1
1S400-180#12						x 12
1S400-195	BK XL	510 mm 20.08"	195 mm 7.67"	6,5 mm 0.24"	10 mm 0.4"	x 1
1S400-195#9						x 9
1S400-210	AK	500 mm 19.68"	210 mm 8.27"	6,5 mm 0.24"	10 mm 0.4"	x 1
1S400-210#6						x 6
1S400-230	AK XL	510 mm 20.08"	230 mm 9.05"	6,5 mm 0.24"	10 mm 0.4"	x 1
1S400-230#6						x 6
<b>Keasy interface</b>						
1S401-170	BK Short & medium	420 mm 16.53"	270 mm 10.63"mm	3 mm 0.12"	3 mm 0.12"	x 1
1S401-170#12						x 12

## SILITOUCH ALOE with distal attachment,

is distinguished by a silky and comfortable interior thanks to the combination of silicone and aloe vera.

This specifically enriched solution protects the skin of the residual limb from irritation. With distal attachment, this sleeve provides qualitative suspension and support.

A 10cm matrix enhances the lower part of the textile.

- The outer fabric provides support and compression while maintaining flexibility and elasticity
- Daily cleaning by hand or in washing machine at 30°C



### VALUE COMFORT



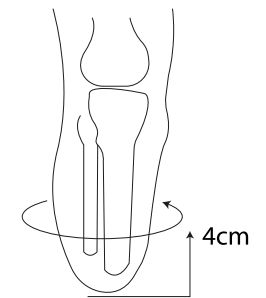
• For trans-tibial amputation



• Comfortable suspension

Item N°.	Thickness	Distal thickness	Size
1S711-3-160	3 mm	17,5 to 18,5 mm	16
1S711-3-180			18
1S711-3-200			20
1S711-3-220			22
1S711-3-235			23.5
1S711-3-250			25
1S711-3-265			26.5
1S711-3-280			28
1S711-3-300			30
1S711-3-320			32
1S711-3-340			34
1S711-3-360			36
1S711-3-400			40
1S711-3-450			45
1S711-6-160	6 mm	19 to 20 mm	16
1S711-6-180			18
1S711-6-200			20
1S711-6-220			22
1S711-6-235			23.5
1S711-6-250			25
1S711-6-265			26.5
1S711-6-280			28
1S711-6-300			30
1S711-6-320			32
1S711-6-340			34
1S711-6-360			36
1S711-6-400			40
1S711-6-450			45

### HOW TO DETERMINE THE SIZE



Metric measurement of the residual limb circumference, at 4 cm from the distal end.



## SILITOUCH ALOE without distal attachment,

is distinguished by a silky and comfortable interior thanks to the combination of silicone and aloe vera. In addition to the softness of the touch, this specifically enriched solution protects the skin from irritation. It is recommended for residual limbs with bony prominences prone to pressure peaks, and/or conical residual limbs.

- The outer fabric provides support and compression while maintaining flexibility and elasticity
- Can be cleaned daily by hand or in washing machine at 30°C



### VALUE COMFORT



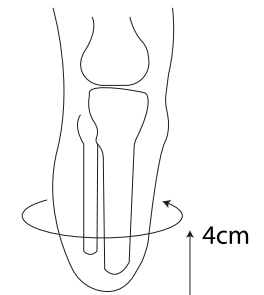
• For trans-tibial amputation




• Softness

Item N°.	Thickness	Distal thickness	Size
1S721-3-160	3 mm	14,5 to 16 mm	16
1S721-3-180			18
1S721-3-200			20
1S721-3-220			22
1S721-3-235			23.5
1S721-3-250			25
1S721-3-265			26.5
1S721-3-280			28
1S721-3-300			30
1S721-3-320			32
1S721-3-340			34
1S721-3-360			36
1S721-3-400	6 mm	16 to 17,5 mm	40
1S721-6-160			16
1S721-6-180			18
1S721-6-200			20
1S721-6-220			22
1S721-6-235			23.5
1S721-6-250			25
1S721-6-265			26.5
1S721-6-280			28
1S721-6-300			30
1S721-6-320			32
1S721-6-340			34
1S721-6-360	36		

### HOW TO DETERMINE THE SIZE



Metric measurement of the residual limb circumference, at 4 cm from the distal end.



## SILITOUCH CLASSIC with distal attachment,

combines an inner layer of silicone and an outer textile coating. With distal attachment, this liner provides qualitative suspension and support. A 10cm matrix enhances the lower part of the textile.

- The outer fabric provides support and compression while maintaining flexibility and elasticity
- Can be cleaned daily by hand or in washing machine at 30°C



### VALUE COMFORT



• For trans-tibial amputation



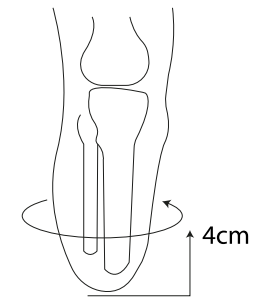
• Comfortable suspension



• Comfort

Item N°.	Thickness	Distal thickness	Size
1S712-3-160	3 mm	17,5 to 18,5 mm	16
1S712-3-180			18
1S712-3-200			20
1S712-3-220			22
1S712-3-235			23,5
1S712-3-250			25
1S712-3-265			26,5
1S712-3-280			28
1S712-3-300			30
1S712-3-320			32
1S712-3-340			34
1S712-3-360			36
1S712-3-400			40
1S712-3-450			45
1S712-6-200	6 mm	19 to 20 mm	20
1S712-6-220			22
1S712-6-235			23,5
1S712-6-250			25
1S712-6-265			26,5
1S712-6-280			28
1S712-6-300			30
1S712-6-320	32		

### HOW TO DETERMINE THE SIZE



Metric measurement of the residual limb circumference, at 4 cm from the distal end.



## SILITOUCH CLASSIC without distal attachment,

combines an inner layer of silicone and an outer textile coating.

Combining smoothness and comfort, it is the right solution recommended for residual limbs with bony prominences prone to pressure peaks, and/or conical residual limbs.

- The outer fabric provides support and compression while maintaining flexibility and elasticity
- Can be cleaned daily by hand or machine at 30°C



### VALUE COMFORT



- For trans-tibial amputation



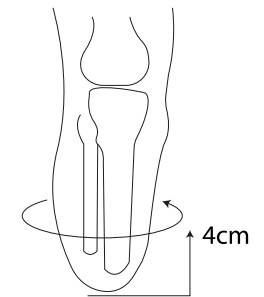
- Softness




- Comfort

Item N°.	Thickness	Distal thickness	Size
1S722-3-160	3 mm	14,5 to 16 mm	16
1S722-3-180			18
1S722-3-200			20
1S722-3-220			22
1S722-3-235			23.5
1S722-3-250			25
1S722-3-265			26.5
1S722-3-280			28
1S722-3-300			30
1S722-3-320			32
1S722-3-340			34
1S722-3-360			36
1S722-3-400	40		
1S722-6-160	6 mm	16 to 17,5 mm	16
1S722-6-180			18
1S722-6-200			20
1S722-6-220			22
1S722-6-235			23.5
1S722-6-250			25
1S722-6-265			26.5
1S722-6-280			28
1S722-6-300			30
1S722-6-320			32
1S722-6-340			34
1S722-6-360			36

### HOW TO DETERMINE THE SIZE



Metric measurement of the residual limb circumference, at 4 cm from the distal end.





The STEPLINE PLUS liners are made of copolymer gel, a flexible material which fits the shape of sensitive residual limbs and provides a comfortable distribution of pressure.

- Recommended for healing residual limbs, residual limbs with multiple trauma and diabetic patients with arterial problems and a very sensitive skin.
- These very flexible liners can fit any residual limb shape. They can be thermoformed for the most particular shapes.
- Its original design, thicker in the front, protects bony areas while the thinner back helps knee flexion by limiting strains applied to the patella and folds behind the knee.
- The textile cover does not limit elastic features. The lateral flat seams do not lead to discomfort in the distal part of the stump.
- Appropriate for patients with low or moderate activity level.
- Six months warranty

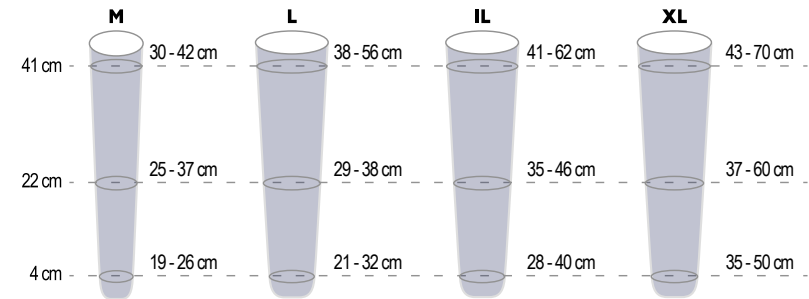


## STEPLINE PLUS Locking Liner

Thanks to their tapered shape, STEPLINE PLUS liners are appropriate for trans-tibial amputees. The distal cup made of gel and aluminum alloy can suit any M10 pin.



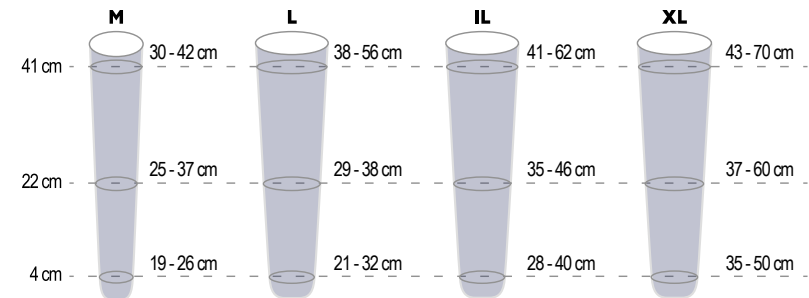
Item N°.	Distal Attachment	Size	Profile	Distal Thickness	Matrix
1S356-4	Yes	M	3 mm / 0.12" posterior	6 mm / 0.24"	10 cm / 3.94"
1S356-5		L			
1S356-5B		IL			
1S356-6		XL	6 mm / 0.24" anterior		
1S359-4		M			
1S359-5		L			
1S359-5B		IL	9 mm / 0.35"		
1S359-6		XL			



## STEPLINE PLUS without Distal Attachment



Item N°.	Distal Attachment	Size	Profile	Distal Thickness	Matrix
1S366-4	No	M	3 mm / 0.12" posterior	6 mm / 0.24"	No
1S366-5		L			
1S366-5B		IL			
1S366-6		XL	3 mm / 0.12" anterior		
1S369-4		M			
1S369-5		L			
1S369-5B		IL	9 mm / 0.35"		
1S369-6		XL			

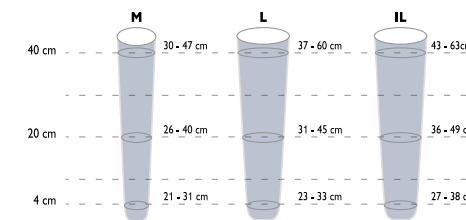
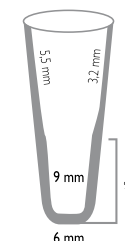




## STEPLINE PLUS Tapered

To ensure comfort of conical and sensitive residual limbs, the STEPLINE PLUS Tapered liner has been designed with an increased 6 mm thickness in its distal part.

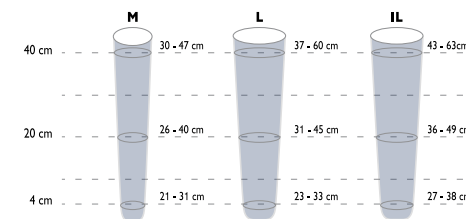
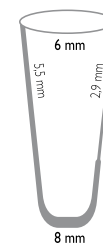
Item N°.	Distal Attachment	Size	Profile	Distal Thickness	Color
1S356T-4	Yes	M	3 mm / 0.12" posterior 6 mm / 0.24" anterior	6 mm 0.24"	Skin color
1S356T-5		L			
1S356T-5B		IL			
1S366T-4	No	M			
1S366T-5		L			
1S366T-5B		IL			



## STEPLINE PLUS Evolution

It includes in its front part a flexible textile cover which allows liner stretching and minimizes discomfort during knee flexion. The resistant fabric of its back side reduces lengthening to minimize "pistoning" effect while enhancing stability.

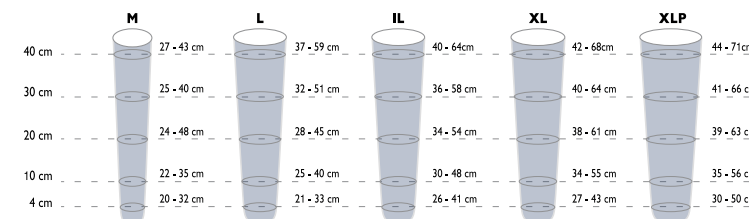
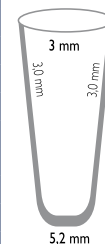
Item N°.	Distal Attachment	Size	Profile	Distal Thickness	Color
1S356E-4	Yes	M	2.9 mm / 0.11" posterior 6.5 mm / 0.26" anterior	8 mm 0.31"	Skin color Grey
1S356E-5		L			
1S356E-5B		IL			
1S366E-4	No	M			
1S366E-5		L			
1S366E-5B		IL			



## STEPLINE PLUS AK

This model of STEPLINE PLUS is appropriate for any type of trans-femoral residual limb.

Item N°.	Distal Attachment	Size	Profile	Distal Thickness	Color
1S356A-4	Yes	M	3 mm 0.12"	5.2 mm 0.2"	Grey
1S356A-5		L			
1S356A-6		IL			
1S356A-7		XL			
1S356A-8	XLP				
1S366A-4	No	M			
1S366A-5		L			
1S366A-6		IL			
1S366A-7		XL			
1S366A-8	XLP				





## STEPLINE PLUS



### STEPLINE PLUS Sealing Sleeve.

The STEPLINE PLUS sealing sleeve is made from our copolymer gel and features a durable fabric outer-covering that offers great durability and flexibility. The STEPLINE PLUS is available in two colors.

Item N°.			Material	Length	Profile	Distal Circumference	Proximal Circumference
Beige	Grey	Black					
1S500-M	1S510-M	1S530-M	Copolymer Gel	350 mm 13.78"	3 mm 0.12" regular	21 to 30 cm 8.27" to 11.81"	29 to 43 cm 11.12" to 16.93"
1S500-L	1S510-L	1S530-L				28 to 48 cm 11.02" to 18.90"	36 to 51 cm 14.17" to 20.08"
1S500-LP	1S510-LP	1S530-LP				31 to 46 cm 12.20" to 18.11"	39 to 55 cm 15.35" to 21.65"
1S500-XL	1S510-XL	1S530-XL				34 to 50 cm 13.38" to 19.68"	42 to 60 cm 16.53" to 23.62"
1S500-XXL	1S510-XXL	S530-XXL				36 to 55 cm 14.17" to 21.65"	44 to 70 cm 17.32" to 27.56"



### STEPLINE PLUS PREFLEX Sealing Sleeve.

Sealing sleeve with 10° pre-flexion. Designed to minimize discomfort during flexion.

Item N°.		Material	Length	Profile	Distal Circumference	Proximal Circumference
Beige	Black					
1S520-S	1S540-S	Copolymer Gel	340 mm 13.39"	3 mm 0.12" regular	28 to 48 cm 11.02" to 18.90"	36 to 51 cm 14.17" to 20.08"
1S520-M	1S540-M				31 to 46 cm 12.20" to 18.11"	39 to 55 cm 15.35" to 21.65"
1S520-L	1S540-L				34 to 50 cm 13.38" to 19.68"	42 to 60 cm 16.53" to 23.62"
1S520-XL	1S540-XL				36 to 55 cm 14.17" to 21.65"	44 to 70 cm 17.32" to 27.56"



## STEPLINE HD liners are made of copolymer gel with an inner coating that ensures Hygiene and Durability.

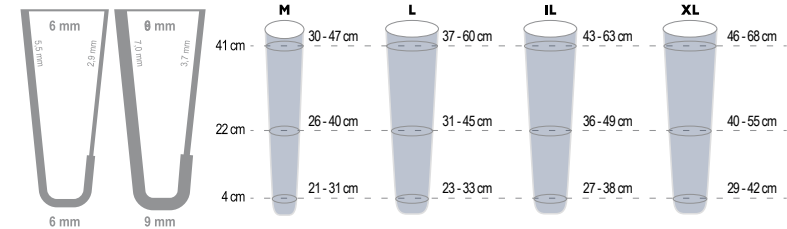
- An ultrathin velvety biocompatible coating has been applied on the gel area. It helps limiting embedded impurities that may appear on the part of the liner in contact with the skin when the patient is wearing it. Moreover, it can be cleaned more easily. Unpleasant smells are reduced and the patient's everyday comfort is improved.
- The skin color external fabric is wear-resistant.
- The features of the copolymer gel are identical to those of the STEPLINE PLUS liners: distribution of pressure for patients having a particularly sensitive residual limb (healing, with multiple trauma, diabetic patients with arterial disease, ...)
- Design: thicker in the front to protect bony areas ; thinner in the back to help knee flexion.
- Recommended for trans-tibial patients



### STEPLINE HD Locking Liner

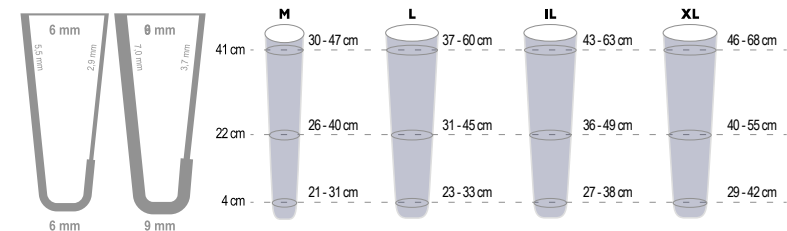
The distal cup made of gel and aluminum alloy can suit any M10 pin.

Item N°.	Distal Attachment	Size	Profile	Distal Thickness	Matrix
1S356H-4	Yes	M	3 mm / 0.12" posterior 6 mm / 0.24" anterior	6 mm 0.24"	10 cm 3.94"
1S356H-5		L			
1S356H-5B		IL			
1S356H-6		XL			
1S359H-4		M	9 mm 0.35"		
1S359H-5		L			
1S359H-5B		IL			
1S359H-6		XL			



### STEPLINE HD without Distal Attachment

Item N°.	Distal Attachment	Size	Profile	Distal Thickness	Matrix
1S366H-4	No	M	3 mm / 0.12" posterior 6 mm / 0.24" anterior	6 mm 0.24"	No
1S366H-5		L			
1S366H-5B		IL			
1S366H-6		XL			
1S369H-4		M	3 mm / 0.12" posterior 9 mm / 0.35" anterior	9 mm 0.35"	
1S369H-5		L			
1S369H-5B		IL			
1S369H-6		XL			



# LINERS




## STEPLINE Sock

Made of 80 % cotton and 20 % nylon textile, STEPLINE socks can be used in direct contact with the skin to drain damp residual limb and limit skin irritations. Used outside a liner, they compensate volume changes. They can be machine washed at 60°C.

Item N°.	Length	For Liner with Distal Attachment
1X300	20, 25, 30, 35, 40, 45, 50, 55, 60 cm 7.87", 9.84", 11.81", 13.78", 15.75", 17.72", 19.68", 21.65", 23.62"	No
1X301	25, 30, 35, 40, 45, 50 cm 7.87", 9.84", 11.81", 13.78", 15.75", 17.72", 19.68"	Yes

## Sealing ring


 This silicone sealing ring has to be bonded onto the liner of lower or upper limb amputees. By creating vacuum between the socket and the liner, it provides the prosthesis suspension through depressurization for patients without locking device. Available in 4 sizes (from 2 to 5) it is suitable for any case.



Item N°.	Size	Ø Distal
1S950-12	2	16 to 22 cm / 6.3" to 8.67"
1S950-13	3	20 to 38 cm / 7.87" to 14.96"
1S950-14	4	30 to 48 cm / 11.81" to 18.90"
1S950-15	5	40 to 55 cm / 15.75" to 21.65"
XC950	Glue for sealing ring (90ml tube)	
1S950-90	Spray donning aid for sealing ring	



## Silicone cushion

Protects sensitive areas of the residual limb.



Item N°.	Material	Diameter
1S109-80	Silicone	80 mm / 3.15"
1S109-100		100 mm / 3.94"
1S109-120		120 mm / 4.72"

## Step-In

Step-in is a multi-purpose support designed to easily reflect and assist in donning, drying, and cleaning of liners of any kind (copolymer gel, silicone gel, silicone, etc).

Item N°.	Height	Packaging
1S900	39 cm	Unit
1S900#5	15.35"	Set of 5



## Adjustable temporary socket.

This socket with adjustable closing allows an easy fitting for patients with recent transfemoral amputation.

- A wide range of adult and child sizes.
- A suspension system is necessary (suspenders).
- We strongly recommended to protect the residual limb with cotton tubular jersey.



### TECHNICAL FEATURES

Item N°.	Side	Item N°. line	Circumference of residual limb base	Height Perineum / Socket End	Lower Connection	Use
1N06	-G / -D	3438	34 to 38 cm / 13.39" to 14.96"	26,5 cm / 10.43"	1N106	Adult
	-G / -D	3943	39 to 43 cm / 15.35" to 16.93"			
	-G / -D	4448	44 to 48 cm / 17.32" to 18.90"			
	-G / -D	4953	49 to 53 cm / 19.29" to 20.87"			
	-G / -D	5458	54 to 58 cm / 20.26" to 22.83"			
	-G / -D	5963	59 to 63 cm / 23.23" to 24.80"			
1N07	-G / -D	3033	30 to 33 cm / 11.81" to 12.99"	21,5 cm / 8.46"	1N107	Child
	-G / -D	3438	34 to 38 cm / 13.39" to 14.96"			

### ORDER ONE OF THE FOLLOWING TO COMPLETE YOUR ORDER

	Item N°.	Designation
	1N106	Linking Device for Temporary Adult Prosthesis
	1N107	Linking Device for Temporary Child Prosthesis
	TJ001/2/3/4/5	Cotton Tubular Jersey
	1X170	Suspenders for Temporary Prosthesis

## Temporary fitting system

This temporary fitting system consists of 3 splints and a multipurpose cup. It can be used rapidly to fit trans-tibial and trans-femoral adults and children with temporary or trial socket. It allows easy alignments. Cost efficient and practical: the cup can be re-used to manufacture the laminated or thermoformed final socket.



### TECHNICAL FEATURES

Item N°.	Designation	Weight	Use	Possible Lower Connection
1N100	Splints and cup	400 g 0.88 lbs	Adult Trans-Femoral Socket	1K172-FH
			Adult Trans-Tibial Socket	1K205-FH
			Child Trans-Femoral Socket	1K206
1N101	3 stainless steel splints, 2 mm / 0.08" thick, with screws			1N107



# SOCKETS

## Temporary prosthesis component kit





To facilitate the work of CPOs, we have created the following component kits for the manufacture of temporary prostheses for adults or children.







Item N°.	Kit Description	1K163	1K164	1K172-FH	1K205-FH	1M10	1M102	1M112	1G010-PY	1G07	1D410-TC	1D44	1D39	1D38	1N106	1N107	1N100
1E101	Kit for temporary trans-femoral child prosthesis 1M112		•					•		•			•	•		•	
1E116	Kit for temporary trans-femoral adult prosthesis 1M10	•				•			•		•	•			•		
1E135	Kit for temporary trans-femoral adult prosthesis 1M10	•		•		•			•		•	•					•
1E136	Kit for temporary trans-femoral adult prosthesis 1M102	•		•			•		•		•	•					•
1E110	Kit for temporary trans-tibial adult prosthesis				•				•		x2	•					•

# LOCKS & VALVES

## Valves for thermoformable transfemoral socket

	Use	Item N°.	Valve
	<p><b>Valve Seat for Thermoformed Socket</b> This valve seat will be placed on the positive model and fixed while socket thermoforming. The assembly is sealed by a joint.</p>	1X21	 1X16: Ø 30 mm / 1.18'' Silicone Valve
	<p><b>Removable Valve Seat</b> This seat valve will be fitted on thermoformable rigid plastics or soft plastics which will be laminated afterwards. Use 1X4750 tool to set up.</p>	1X47	
	<p><b>Valve Seat and Removable Seat</b> This seat valve will be fitted on thermoformable rigid plastics or soft plastics which will be laminated afterwards. Use 1X10150 tool to set up. 1X10158 wrench allows to screw the valve to the seat valve. 1X10159 wrench allows to fit the seat valve on the socket.</p>	1X10140	

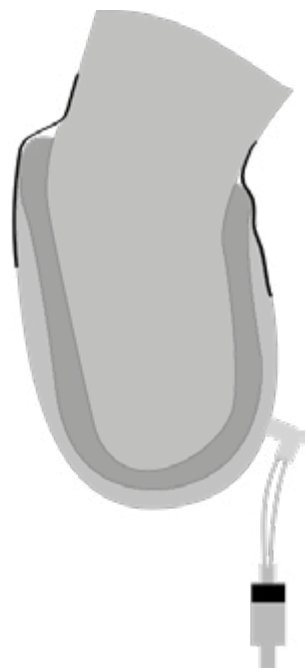
## Accessories for femoral valve

	Use	Item N°.	Valve
	<p><b>Plastic Valve Seat for Gluing</b> This valve seat will be glued on an endoskeletal trans-femoral wooden or aluminium socket.</p>	1X18	 1X16: Ø 30 mm / 1.18'' Silicone Valve
	<p><b>Valve Seat to Glue, without Tube</b> This valve seat will be glued on an endoskeletal trans-femoral laminated or wooden socket.</p>	1X15	
	<p><b>Rigid Hole Shuttle Housing</b> To be glued on a wooden or laminated traditional socket.</p>	1X45	

# LOCKS & VALVES

## One-way valve for transtibial prosthesis

The one way valve is designed only for lower limb prosthesis. It reduces pulling effects sometimes observed with distal attachment systems and allows for easy cleaning.



1 silicone tube



1 expulsion valve



2 bent adapters



2 straight adapters




1 polyamide tube

### TECHNICAL FEATURES

Item N°.	Use	Operation
1S160	Transtibial	Automatic






# LOCKS & VALVES

## Depressurizing Valves

	Use	Description	Item N°.
	<p><b>Depressurizing Valves for Transtibial Socket</b>                      Allows a firm suspension of the prosthesis onto the residual limb, due to automatic air expulsion. Easy to use for the patients.</p>	Valve for BK Socket	1S162
	<p><b>Depressurizing Valves for Transfemoral Socket</b>                      Allows a firm suspension of the prosthesis onto the residual limb, thanks to manual air expulsion or automatic one. The cap has a quick opening system (1/4 turn), allowing to use a putting on aid for the prosthesis. Easy to use for the patient. A specific tool (1S164) can be used to set up the valve.</p>	Valve for AK Socket	1S163
	<p><b>Specific Tool</b>                      Allows to set up, remove and configurate (manually or automatically) transfemoral valve 1S163.</p>	Tool for 1S163 depressurizing Valve	1S164





# LOCKS & VALVES

## Locks for distal attachment

	Use	Material	Weight	Tools & Accessories	Item N°.
	<p><b>Locking Kit with Cord</b></p> <p>The attachment device of the cord kit is screwed to the end of the liner. The cord goes through the bottom of the socket and is held by a fixing system outside the socket. Cord traction makes the residual limb stretch, so it can be introduced into the socket more easily. This kit is mainly appropriate for transfemoral patients, but can be offered to transtibial patients whose residual limb is too fleshy in its distal part. As action is generated by a manual traction on the cord instead of pressure on the residual limb, this kit is recommended for patients who are not satisfied by a locking kit with pin.</p>	Plastics	50 g 0.11 lbs	Included	1S101
	<p><b>Locking Kit with Notched Pin</b></p> <p>This locking system is mainly appropriate for transtibial patients. A sound effect when putting on the prosthesis indicates the prosthesis is correctly set up and reassures the patient. To take off the prosthesis, the patient simply presses a push button that will release the liner.</p>	Plastics + Aluminum	85 g 0.19 lbs	1S112: Centring Tool 1S105: European 4-Hole Adapter	1S103
	<p><b>Locking Kit with Smooth Pin and Large Cup</b></p> <p>This kit with push button and smooth pin is fitted with a device that locks the pin, allowing accurate positioning. Its large cup (Ø 75 mm / 2.95") is particularly appropriate for residual limbs with large volume, such as transfemoral ones. Pin length: 30 mm / 1.18"</p>	Plastics	95 g 0.21 lbs	1S118-1: Tools for lamination / thermoforming 1S112: Centring Tool	1S116-1
	<p><b>Locking Kit with Smooth Pin and Small Cup</b></p> <p>This kit with push button and smooth pin is fitted with a device that locks the pin, allowing accurate positioning. Its small cup (Ø 57 mm / 2.27") is particularly appropriate for residual limbs with low volume, such as transtibial ones. Pin length: 30 mm / 1.18" 1S11710: cup only</p>	Plastics	90 g 0.20 lbs	1S119-1: Tools for Lamination / Thermoforming 1S112: Centring Tool	1S117-1
	<p><b>Locking Kit with Smooth Pin and Large Cup for 1K900-SA</b></p> <p>This kit with push button and smooth pin is fitted with a device that locks the pin, allowing accurate positioning. Thanks to its large cup (Ø 75 mm / 2.95"), it is particularly appropriate for residual limbs with large volume, such as transfemoral ones. It is designed for assembly with 1K900-SA cup which is not included in the kit. Pin length: 30 mm / 1.18"</p>	Plastics	105 g 0.23 lbs	1S128: Tools for Lamination / Thermoforming 1S112: Centring Tool	1S136-1







# LOCKS & VALVES

## Locks for distal attachment

	Use	Material	Weight	Tools & Accessories		Item N°.
	<p><b>Locking Kit with Smooth Pin, Small Cup and Adapter for 1K900-SA</b></p> <p>This kit with push button and smooth pin is fitted with a device that locks the pin, allowing accurate positioning.</p> <p>Its small cup (Ø 57 mm / 2.27") is particularly appropriate for residual limbs with low volume, such as transtibial ones. It is designed for assembly with 1K900-SA cup which is not included in the kit.</p>	Plastics	100 g 0.22 lbs	1S129: Tools for Lamination / Thermoforming 1S112: Centring Tool		1S137-1
	<p><b>Locking Kit with Smooth Pin and Vertical Pulling</b></p> <p>This locking kit with pin is operated by vertical tab pulling.</p> <p>Control of unlocking can be displaced through a handle fitted on the side of the socket.</p> <p>2 pins are supplied:            a smooth pin that provides fine adjustment of the liner, and a smooth pin with notched end allowing the patient to know if the pin is well engaged and providing accurate adjustment. Ø 45 mm / 1.77" cup.</p>	Plastics + Aluminum	85 g 0.19 lbs	1S141: Tools for Lamination / Thermoforming 1S129: Tool for Lamination / Thermoforming, used with 1S142 1S112: Centring Tool 1S142: Adapting Kit for assembly with 1K900- SA cup 1X110: Handle for displaced control of unlocking		1S140
	<p><b>Locking Kit with Notched Pin and Rack Adjustment</b></p> <p>1S145 locking kit provides very fine adjustment thanks to its rack system which avoids any slack in the bottom of the socket. It comes with a lamination prong for the upper connection and the tools needed for lamination. The lower connection is provided by screwing a threaded pyramid insert (1K182-AA) or a threaded Receiver insert (1K183-AA).</p>	Aluminum + Stainless steel	125 g 0.28 lbs	1K182-AA: Threaded Pyramid insert 1K183-AA: Threaded Receiver insert		1S145
	<b>Smooth Pin</b>	-	-	Pin length	30 mm 1.18"	1S11632
					36 mm 1.42"	1S11636-1
					50 mm 1.97"	1S11633





# LOCKS & VALVES

## Tools and accessories for lock

	Use	Material	Weight	Item N°.
	<p><b>European 4-Hole plate</b> This cup allows to fit any European 4-hole linking component (4 x M6, 36 mm / 1.42") on a knee. Comes with its protective tools.</p>	Aluminum	75 g 0.16 lbs	1S105
	<p><b>Centring Tool</b> Fitted on the end of a positive model previously slightly levelled, the 1S112 tool allows to install a pin lock. It will be taken off (for re-use) when the positive model is broken down. Used for item No 1S103, 1S116-1, 1S117-1, 1S136-1, 1S137-1, 1S140</p>	Plastics	-	1S112
	<p><b>Forming Tool for 1S116-1</b> 1S118-1 tool allows to keep enough space at the bottom of the socket to receive 1S116-1 locking kit with smooth pin.</p>	Plastics	-	1S118-1
	<p><b>Forming Tool for 1S117-1</b> 1S119-1 tool allows to keep enough space at the bottom of the socket to receive 1S117-1 locking kit with smooth pin.</p>	Plastics	-	1S119-1
	<p><b>Forming Tool for 1S136-1</b> 1S128 tool allows to keep enough space at the bottom of the socket to receive 1S136-1 locking kit with smooth pin and adapter.</p>	Plastics	-	1S129
	<p><b>Tools for 1S140</b> This tooling kit allows to keep enough space at the bottom of the socket to receive 1S140 locking kit. It comes with a short and a long pipe used according to the type of endoskeletal or exoskeletal socket. A drilling and screwing set is also supplied for easier assembling of the different items.</p>	Special treated steel		1S141

# LOCKS & VALVES

## Tools and accessories for lock

	Use	Material	Weight	Item N°.
	<p><b>Adapting Kit for Assembly on a Cup</b>                      1S142 adapting kit allows to fit 1S140 locking kit with pin on 1K900-SA cup (not included in the kit).                      This kit includes a Ø 57 mm / 2.24" cup and the screws needed to assemble the items.                      The use of 1S129 tool is necessary.</p>	Plastics	15 g 0.03 lbs	1S142
	<p><b>Handle for Displaced Control of Unlocking</b>                      1X110 handle allows to displace control of unlocking to a place that is more accessible for the patient.                      It is appropriate for 1M102V and 1M102V-P6 locking knees.</p>	Plastics	25 g 0.05 lbs	1X110
	<p><b>Threaded Pyramid Insert</b>                      This pyramid is screwed to the lower end of 1S145 lock.</p>	Stainless steel	65 g 0.14 lbs	1K182-AA
	<p><b>Threaded Receiver Insert for 1S145 Lock</b>                      This receiver is screwed to the lower end of 1S145 lock.                      Threaded Receiver Insert for 1S145 Lock</p>	Stainless steel	75 g 0.16 lbs	1K183-AA

## Transfemoral 2-part cosmetic cover

- Does not interfere with knee unit or its settings.
- Lets clothing slip on the cosmetic cover without snagging it.

### TECHNICAL FEATURES

Shin Item N°.	Knee Cap Item No	Knee
1G21		1M01 / 1M10 / 1M01-P6 / 1M10-P6
1G21	1M10294	1M102 / 1M102V / 1M102-P6 / 1M102V-P6






### JUNCTION PLATES

Item N°.	Foot
1D20	S.A.C.H.
1D26	Child



# COSMETICS




## PE & PU one-part cosmetic cover

	Prosthesis	Length	Color	Material	Diameter	Item N°.	Packaging	
	BK	545 mm 21.46"	Caucasian	Polyurethane	max 200 mm / 7.87"	1G14	x 1	
	BK	480 mm 18.90"		Polyethylene	Shin 147 mm / 5.79" Ankle 100 mm / 3.94"	1G17	x 1	
						1G17#12	x 12	
	1M01 1M01-P6 1M10 1M10-P6 1M102 1M102-P6 1M102V 1M102V-P6 1M03 1M05 1M112 1M113 1M115 1M149	900 mm 35.43"		Polyurethane	320 mm / 12.6"	Left	1G13-G32	x 1
						Right	1G13-D32	
					360 mm / 14.17"	Left	1G13-G36	
						Right	1G13-D36	
400 mm / 15.75"	Left				1G13-G40			
	Right				1G13-D40			
440 mm / 17.32"	Left				1G13-G44			
	Right		1G13-D44					
	1P120 1P360 1P131		Polyurethane	440 mm / 17.32"	Left	1G16-G44	x 1	
					Right	1G16-D44		
	1P200	Polyurethane	360 mm / 14.17"	Left	1G18-G36	x 1		
				Right	1G18-D36			
			400 mm / 15.75"	Left	1G18-G40			
				Right	1G18-D40			
			440 mm / 17.32"	Left	1G18-G44			
				Right	1G18-D44			

# COSMETICS

## Plastazote one-part cosmetic cover

Both cosmetic covers are thermoformable at 100°.

	Prosthesis	Length	Color	Material	Diameter	Item N°.	Packaging
	BK	590 mm 23.23"	Caucasian	Plastazote	Proximal 170 mm / 6.69" Distal 100 mm / 3.94"	1G1510	x 1
	AK	245 mm 9.65"	Medium	Polyurethane	max 235 mm / 9.25"	1G1525	x 1
	AK	510 mm 20.08"	Caucasian	Plastazote	Proximal 190 mm / 7.48" Distal 125 mm / 4.92"	1G24	x 1

# ORTHOSIS

PROTEOR DIGITAL SUITE SYNSYS KNEES ANKLES FEET COMPONENTS LINERS & SOCKETS ORTHOSIS MATERIALS



## Orthosis

- Ankle
  - Aflex
  - Tamarack
  - Oklahoma
  - Klensack
  - 2C
  - Stirrups uprights
  - Half foot plate
  - Steel tubes for spurs
  - Tubes welded on a sole plate
  - Perlstein adjustable stop
  - Straight uprights with spurs
  - Adjustable uprights
- Knees
  - Odra
  - Knee joints
  - Uprights
- Knee braces
- Spinal Orthosis
  - Milwaukee
  - Lyon
  - Boston
  - Antikyphosis
  - Components



# ANKLE JOINTS

## aflex

**A complete line of flexure joints, let Aflex help you to fabricate all your thermoformed orthoses.**

- Indications: to treat pathologies of neurologic, muscular or traumatic origin that affect foot levator muscles.
- Easy implementation thanks to their flexibility allowing self-alignment.
- Designed to last, Aflex have been tested in all conditions and guaranteed meet your needs.

### Flexible AFLEX

Recommended for night AFO, their flexibility ensures comfort forevenvery spastic patients and possible motions of the ankle allow a better compliance of the orthosis.

(3 sizes available (pediatric, child, adult))



Designation	Pediatric	Child	Adult
L x W	34 x 11,6 mm 1,34 x 0,46"	42 x 11,7 mm 1,65 x 0,46"	49 x 14 mm 1,93 x 0,55"
Packaging	Pair		
Thickness *	5 mm / 0,2"	6,5 mm / 0,26"	8 mm / 0,31"
Item N°. kit	2C131-P	2C131	2C130

### Reinforced Straight AFLEX

Recommended for walking AFO, they prevent plantiflexion of the foot and motion in rotation and inversion-eversion of the foot. Reinforced with a Kevlar fiber braid: Superior Tensile Strength

2 sizes available (child, adult).

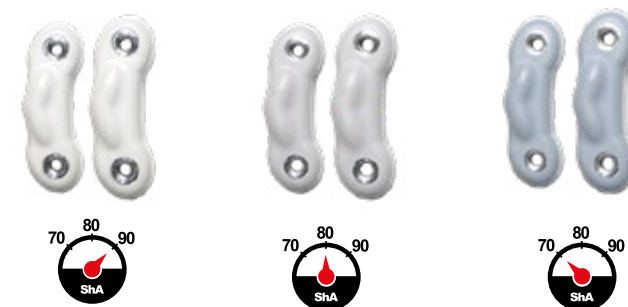


Designation	Child	Adult
L x W	40 x 14 mm 1,57 x 0,55"	44 x 16 mm 1,73 x 0,63"
Packaging	Pair	
Thickness *	9 mm / 0,35"	
Item N°. kit	2C161	2C160

### Reinforced Dorsi AFLEX

Recommended for walking AFO with Dorsi Flexion assist. The natural yield of the joint provides a motion assistance in Dorsi Flexion during swing phase to supply toe clearance. Reinforced with a Kevlar fiber braid: Superior Tensile Strength. 3 durometers available to give a better answer for patient needs (70, 80 and 90 ShA).

2 sizes available (child, adult).



Designation	White 90 ShA		Light grey 80 ShA		Ebony grey 70 ShA	
	Child	Adult	Child	Adult	Child	Adult
L x W	40 x 14 mm 1,57 x 0,55"	44 x 16 mm 1,73 x 0,63"	40 x 14 mm 1,57 x 0,55"	44 x 16 mm 1,73 x 0,63"	40 x 14 mm 1,57 x 0,55"	44 x 16 mm 1,73 x 0,63"
Packaging	Pair					
Thickness *	9 mm / 0,35"					
Item N°. kit	2C163-90	2C162-90	2C163-80	2C162-80	2C163-70	2C162-70


\* Thickness at the center

# ANKLE JOINTS

## Tamarack Joint (pair)

	Use	Patient size	Length	Molding dummy (to be ordered separately)	Item N°.
	<ul style="list-style-type: none"> <li>- Limits equinus foot motions.</li> <li>- Put up light resistance to dorsiflexion motions.</li> <li>- Good rigidity in heel varus/valgus.</li> <li>- Recommended for thermoformed boots.</li> <li>- The molding dummy must be ordered separately.</li> </ul>	S	32 mm 1.26"	2C094-P	2C093-P
		M	38 mm 1.5"	2C094-M	2C093-M
		L	45 mm 1.77"	2C094-L	2C093-L

## Oklahoma Joint (pair)


	Use	Patient size	Length x Width	Item N°.
	<ul style="list-style-type: none"> <li>- Injection moulded plastic joint that can be heat formed and fixed to the cast before the orthosis thermoforming.</li> <li>- Each pair of joints comes with the necessary tools, 2 adhesive cushions, 2 hard-foam cushions.</li> </ul>	XS	51 x 24 mm 2 x 0.94"	2C098-P
		S	67 x 25 mm 2.64 x 0.98"	2C098-S
		M	83 x 32 mm 3.27 x 1.26"	2C098-M
		L	95 x 38 mm 3.74 x 1.5"	2C098-L
		XL	101 x 45 mm 3.98 x 1.77"	2C098-XL

## Klenzack (pair)


	Use	Upright length	Stirrup length	Upright section	Stirrup	Diameter	Item N°.
	<ul style="list-style-type: none"> <li>- For foot lift with adjustable pressure spring.</li> <li>- Aluminum anti-equinus joint with dorsiflexion assist.</li> </ul>	430 mm 16.93"	140 mm 5.51"	13.5 x 5.5 mm 0.53 x 0.22"	22.2 x 3.3 mm 0.87 x 0.13"	36 mm 1.42"	2C012

# ANKLE JOINTS


## Free motion ankle joint

	Use	Including	Upright section	Recommended upright	Compatible stirrup	Item N°.
	<ul style="list-style-type: none"> <li>- Made of light alloy.</li> <li>- Can be used with carbon or Aluminum uprights, to be screwed and glued with the XCO62 adhesive.</li> <li>- Resistant design.</li> <li>- The 2C132 and 2C133 pairs of joints come with a spacer allowing to use either 16 x 4 mm / 0.63 x 0.16" or 18 x 5 mm / 0.71 x 0.2" uprights.</li> </ul> Straight lateral joint: A Curved medial joint: B	A x 2	16 x 4 mm 0.63 x 0.16"	2M135 2M145	2C51	2C132
		A + B	18 x 5 mm 0.71 x 0.2"			2C133
		A x 2	22 x 6 mm 0.87 x 0.24"	2M155		2C146
		A + B	2C147			

## Single action with adjustable pressure spring



	Use	Leg	Including	Upright Section	Recommended upright	Compatible stirrup	Item N°.
	Single action ankle joint: <ul style="list-style-type: none"> <li>- Made of light alloy.</li> <li>- Adjustable assist strength.</li> <li>- The 2C134, 2C135 and 2C136 pairs of joints come with a spacer allowing to use either 16 x 4 mm / 0.63 x 0.16" or 18 x 5 mm / 0.71 x 0.2" uprights.</li> </ul> Straight lateral joint: A Curved medial joint: B or C	L and R	A + A	16 x 4 mm 0.63 x 0.16" or 18 x 5 mm 0.71 x 0.2"	2M135 2M145	2C52	2C134
		L	A + B				2C135
		R	A + C				2C136
		L and R	A + A	22 x 6 mm 0.87 x 0.24"	2M155		2C148
		L	A + B				2C149
		R	A + C				2C150

## Double action with adjustable pressure spring

	Use	Including	Upright Section	Recommended upright	Compatible stirrup	Item N°.
	Double action ankle joint: <ul style="list-style-type: none"> <li>- Made of light alloy.</li> <li>- Adjustable dorsiflexion and plantarflexion assist strengths each joint.</li> </ul> Straight lateral joint: A Curved medial joint: B	A x 2	16 x 4 mm 0.63 x 0.16" or 18 x 5 mm 0.71 x 0.2"	2M135 2M145	2C53	2C137
		A + B	2C138			
		A x 2	22 x 6 mm 0.87 x 0.24"	2M155		2C151
		A + B	2C152			


# ANKLE JOINTS

## Stainless steel stirrups uprights (pair)


	Product	Length	Upright Section	Hole diameter	Weight	Compatible joint	Item N°.
	Free joint stirrup upright	150 mm 5.90"	22 x 3 mm 0.87 x 0.12"	8 mm 0.32"	125 g 0.28 lbs	2C132 2C133 2C146 2C147	2C51
	Single action joint stirrup upright					2C134 2C135 2C136 2C148 2C149 2C150	2C52
	Double action joint stirrup upright					2C137 2C138 2C151 2C152	2C53

# ANKLE JOINTS


## Half foot plate to be welded on any pipe for spurs.

	Width	Length	Thickness	Item N°.
	25 mm / 0.98"	90 mm / 3.54"	2 mm / 0.08"	2B001090
	35 mm / 1.38"	110 mm / 4.33"		2B001110


## Steel tubes for spurs

	Length	Ext. Ø	Int. Ø	Item N°.
	100 mm / 3.94"	9 mm / 0.35"	6 mm / 0.24"	2B0504
		11 mm / 0.43"	8 mm / 0.31"	2B0604

## Steel tubes for spurs welded on a sole plate

	Leg	Length	Int. Ø	Item N°.
	Right	80 mm / 3.15"	6 mm / 0.24"	2B006-D080
	Left			2B006-G080
	Right	90 mm / 3.54"		2B006-D090
	Left			2B006-G090
	Right	110 mm / 4.33"	8 mm / 0.31"	2B008-D090
	Left			2B008-G090
	Right		2B008-D110	
	Left		2B008-G110	


## Steel Perlstein eccentric adjustable stop

	Product	Int. Ø	Item N°.
	Set including: small plate welded on pipe + toothed nut + screw	6 mm / 0.24"	2B1110
		8 mm / 0.31"	2B1210
	Perlstein stop including: small plate + toothed nut + screw	6 mm / 0.24"	2B1106
		8 mm / 0.31"	2B1206

# ANKLE JOINTS


## Stainless steel straight uprights with spurs

- Allow the adjunction of anti-stepping device.
- Allow the adjunction of a Perlstein stop.
- Delivered without tube.

	Product	Length	Upright Section	Hole Ø	Pipe Length	Item N°.
	Upright with spindle	390 mm 15.35"	12 x 3 mm 0.47 x 0.12"	6 mm 0.24"	95 mm 3.74"	2B0301
	Single upright + screw				100 mm 3.94"	2B0311
	Upright with spindle	450 mm 17.72"	16 x 3 mm 0.63 x 0.12"	8 mm 0.32"	105 mm 4.13"	2B0401
	Single upright + screw				110 mm 4.33"	2B0411

## Stainless steel short straight or curved adjustable uprights with spurs

- Allow the adjunction of anti-stepping devices.
- Allow the adjunction of a Perlstein stop.
- Drilled uprights with 9 M4 tapped holes (10 mm / 0.39" spaced out).
- The adjustment holes allow to make a removable set, or to follow the patient's growth.
- Delivered without tube.

	Upright type	Length	Upright Section	Hole Ø	Item N°.
	Straight	90 mm 3.54"	12 x 3 mm 0.47 x 0.12"	6 mm 0.24"	2B0701
	Curved				2B0901
	Straight	120 mm 4.72"	16 x 3 mm 0.63 x 0.12"	8 mm 0.32"	2B0801
	Curved				2B1001

## Custom-made knee orthosis for osteoarthritis

Orthosis Distraction Rotation Arthrosis, Odra is an articulated off-load orthosis, made after a casting or a digital acquisition, and designed for the symptomatic treatment of medial tibiofemoral knee osteoarthritis.



- Unique patented mode of action: The double effect of distraction and rotation induces a discharge of the medial knee compartment.
- Proven efficacy: ERGONOMIE study
- Morphologic: Custom-made by a CPO after a casting or a digital acquisition.
- Dynamic orthosis: Operates at full knee extension only.
- Compliance: The ERGONOMIE study shows that the wearing time (>5h/day, 6 days out of 7 on average) is close to the instructions given to the patients when entering the trial (6h/day).

### TECHNICAL FEATURES

Product Nr	Description	Contents
2H200-D / 2H200-G	Complete kit for the manufacture of an orthosis - thermoformable plastic not included (right knee / left knee)	Medial and lateral joints with tracing template and protective covers, lower band, lining and straps
2H240-D / 2H240-G	Set of joints (right knee / left knee)	Medial and lateral joints with tracing template and protective covers
2H260	Lining kit	Silicone fabric, imitation leather cover, straps and cushions, Quicky clips, rivets,...


Indications:  
Treatment of medial compartment pain over than 40 mm on the VAS scale, regardless of the radiographic stage (1 to 4).

Contra-indications:  
Superficial venous problems, stronger troubles in the lateral compartment than in the treated medial compartment, strong recurvatum.




# KNEE JOINTS

## Pair of free knee joints


	Use	Upright section	Axis Ø	Weight	Item N°.
	<ul style="list-style-type: none"> <li>• Stainless steel free joints.</li> <li>• To be used with carbon, steel or Aluminum uprights, to fix with XC062 adhesive.</li> <li>• Great adaptability to the patient's leg shape: Lateral screws on both sides of the upright allow to refine the orthosis alignment (+/- 5°).</li> <li>• Easy casing disassembly / reassembly in case of replacement.</li> <li>• Each pair of joints accomodates right or left knee.</li> </ul>	16 x 4 mm 0.63 x 0.16"	29 mm 1.14"	210 g	2K143
		18 x 5 mm 0.71 x 0.2"		232 g	2K144
		22 x 6 mm 0.87 x 0.24"	32 mm 1.26"	281 g	2K145
		20 x 5 mm 0.79 x 0.2"	29 mm 1.14"	266 g	2K147

## Offset free knee joints


	Use	Upright section	Leg	Axis Ø	Weight	Item N°.
	<ul style="list-style-type: none"> <li>• Stainless steel free joints.</li> <li>• To be used with carbon, steel or Aluminum uprights, to fix with XC062 adhesive.</li> <li>• Great adaptability to the patient's leg shape: Lateral screws on both sides of the upright allow to refine the orthosis alignment (+/- 5°).</li> <li>• Easy casing disassembly / reassembly in case of replacement.</li> <li>• Each pair of joints accomodates right or left knee.</li> </ul>	16 x 4 mm 0.63 x 0.16"	R	23 mm 0.90"	140 g	2K111
			L			2K112
		18 x 5 mm 0.71 x 0.2"	R	26 mm 1.02"	190g	2K113
			L			2K114
		22 x 6 mm 0.87 x 0.24"	R	28 mm 1.10"	280 g	2K115
			L			2K116

# KNEE JOINTS

## Pair of lock knee joints



	Use <ul style="list-style-type: none"> <li>• Those joints are fitted with trigger locks that can be used with a hoop and then become « Hoffa locks » for one-hand handling.</li> <li>In that case, fastening an assist strap is necessary.</li> <li>• Hoop fastening in the triggers is made by screwing and gluing.</li> <li>• The system ensures easy hoop assembly and disassembly, without welding.</li> <li>• The stop screw allows to adjust the lock play.</li> <li>• To be used with carbon, steel or Aluminum uprights, to fix with XC062 adhesive.</li> </ul>	Upright section	Axis Ø	Weight	Item N°.
		16 x 4 mm 0.71 x 0.16"	29 mm 1.14"	243 g 0.54 lbs	2K140
		18 x 5 mm 0.71 x 0.2"	29 mm 1.14"	266 g 0.59 lbs	2K141
		22 x 6 mm 0.87 x 0.24"	32 mm 1.26"	316 g 0.7 lbs	2K142
		20 x 5 mm 0.79 x 0.2"	29 mm 1.14"	297 g 0.65 lbs	2K146

## Pair of drop lock knee joints


	Use <ul style="list-style-type: none"> <li>• To be used with steel or Aluminum uprights, to fix by riveting.</li> </ul>	Leg	Patient's size	Upright section	Joint Ø	Weight	Item N°.
		R	S	16 x 4 mm 0.71 x 0.16"	23 mm 0.90"	140 g 0.31 lbs	2K81
		L					2K82
		R	M	18 x 5 mm 0.71 x 0.2"	27 mm 1.06"	210 g 0.47 lbs	2K83
		L					2K84
		R	L	20 x 5 mm 0.79 x 0.2"	29 mm 1.14"	250 g 0.33 lbs	2K85
		L					2K86

# UPRIGHTS

## Set of Uprights


	Use	Length of leg upright	Length of thigh upright	Upright section (Wide   Narrow)	Material	Item N°.	
	Set of uprights for screwing and gluing Each set of uprights includes 2 leg uprights plus 2 thigh uprights.	480 mm 18.90"	390 mm 15.35"	16 x 4 mm 0.63 x 0.16"	Aluminum	2M135	
				18 x 5 mm 0.71 x 0.2"		2M145	
		560 mm 22.04"	430 mm 16.93"	22 x 6 mm 0.87 x 0.24"		2M155	
				20 x 5 mm 0.79 x 0.2"		2M07	
		480 mm 18.90"	390 mm 15.35"	16 x 4 mm 0.63 x 0.16"		Stainless steel	2M136
				18 x 5 mm 0.71 x 0.2"			2M146
	Set of uprights for riveting Each set of uprights includes 2 leg uprights plus 2 thigh uprights.	480 mm 18.90"	390 mm 15.35"	16 x 4 mm 0.63 x 0.16"	Aluminum	2M01	
				18 x 5 mm 0.71 x 0.2"		2M03	
		560 mm 22.04"	430 mm 16.93"	20 x 5 mm 0.79 x 0.2"		2M05	

## Thigh and calf bands

	Use	Width	Length 250 mm / 9.84"		Length 500 mm / 19.68"	
			2 mm / 0.08"	2,5 mm / 0.1"	2 mm / 0.08"	2,5 mm / 0.1"
	Prefabricated aluminum bands • Time saving. • Optimal finishing quality.	20 mm / 0.79"	2P150-S20	2P151-S20	2P150-L20	2P151-L20
		25 mm / 0.98"	2P150-S25	2P151-S25	2P150-L25	2P151-L25
		30 mm / 1.18"	2P150-S30	2P151-S30	2P150-L30	2P151-L30
		40 mm / 1.57"	2P150-S40	2P151-S40	2P150-L40	2P151-L40

# KNEE BRACES

## Aluminum free knee braces for child (pair)



Use	Length of leg upright	Length of thigh upright	Upright section	Joint Ø	Weight	Item N°.
The knee joints lenghten and then form one-piece leg and thigh uprights.	350 mm 13.78"	300 mm 11.81"	13 x 5 mm 0.51 x 0.2"	19 mm / 0.75"	285 g 0.63 lbs	2H03

## Drop lock knee braces for adult



Use	Leg side	Length of leg upright	Length of thigh upright	Upright section	Joint Ø	Weight	Item N°.
<ul style="list-style-type: none"> <li>• Clevis joints, for better resistance.</li> <li>• Pair of Aluminum drop lock knee braces.</li> <li>• Delivered assembled.</li> </ul>	R	370 mm 14.57"	350 mm / 13.78'	18 x 5 mm 0.71 x 0.2"	26 mm 1.02"	525 g 1.16 lbs	2T11
	L						2T12
	R	470 mm 18.50"	420 mm / 16.53"	22 x 6 mm 0.87 x 0.24"	28 mm 1.10"	845 g 1.86 lbs	2T15
	L						2T16

## Drop lock braces with adjustable flexion



Use	Leg side	Length of leg upright	Length of thigh upright	Upright section	Joint Ø	Weight	Item N°.
<ul style="list-style-type: none"> <li>• Flexion adjustment amplitude: up to 30°.</li> <li>• The locking is independent from the degree of flexion.</li> </ul>	R	370 mm 14.57"	350 mm 13.78'	18 x 5 mm 0.71 x 0.2"	26 mm 1.02"	540 g 1.19 lbs	2T31
	L						2T32
	R	470 mm 18.50"	420 mm 16.53"	22 x 6 mm 0.87 x 0.24"	28 mm 1.10"	870 g 1.92 lbs	2T35
	L						2T36

## Plastic knee splints (pair)



Use	Upright section	Joint Ø	Weight	Item N°.
Polycentric double joints	25 x 5 mm 0.98 x 0.2"	8 mm / 0.31"	225 g / 0.5 lbs	6C99

# SPINAL ORTHOSIS



## Kit for Milwaukee spinal orthoses

The kit size must be chosen in accordance with the width of the neck ring.

Product	Item N°.	S complete kit	M complete kit	L complete kit	S neck ring kit	M neck ring kit	L neck ring kit
Anterior part with two hinges	4A02	x 1			x 1		
Anterior part with two hinges	4A38		x 1			x 1	
Anterior part with two hinges	4A51			x 1			x 1
Posterior part with dowel pin	4A08	x 1			x 1		
Posterior part with dowel pin	4A43		x 1			x 1	
Posterior part with dowel pin	4A55			x 1			x 1
Simple posterior part	4A09	x 1			x 1		
Simple posterior part	4A44		x 1			x 1	
Simple posterior part	4A54			x 1			x 1
Left posterior occipital pad	4A11	x 1			x 1		
Left posterior occipital pad	4A45		x 1	x 1		x 1	x 1
Right posterior occipital pad	4A13	x 1			x 1		
Right posterior occipital pad	4A47		x 1	x 1		x 1	x 1
Chin plate	4A15		x 1			x 1	
Drilled posterior upright	4A16		x 2				
Tapped posterior upright	4A17		x 2				
Drilled anterior upright	4A22		x 1				
Tapped anterior upright	4A23		x 1				
T-guide plate	4A25		x 1				
Assembly lock	4A19		x 2				
Locking button for neck ring	4A10		x 1			x 1	
Ass. screws for occipital pads	5W051		x 4			x 1	
Ass. screws for occipital pads	5W052		x 2				
Ass. shoulder screws for posterior upright	5W053		x 2				
Ass. shoulder screws for anterior upright	5W054		x 1				
Stud screw for support hand strap	5W055		x 6				
Ass. screws for neck ring	WMCL4005Z		x 4			x 4	
Ass. screws for uprights	WMCL4008Z		x 2				
Ass. screws for T-guide plate	WMCL4010Z		x 3				



Uprights and plates


Screw fittings




# SPINAL ORTHOSIS



## Lyon spinal orthoses (kit and parts)



Product	Item N°.	Kit for Child	Kit for Teenager	Material	Length	Upright section	Hole Ø	Perf. type	Tapped holes	Cond.
		4C99 including	4C98 including							
Posterior upright for child	4C15	x 1	•	Light alloy	500 mm / 19.68"	30 x 4 mm 1.18 x 0.16"	5 mm / 0.2"	Simple		x 1
Posterior upright for teenager	4C17	•	x 1		600 mm / 23.62"					
Posterior upright for child	4C41	•	•		500 mm / 19.68"					
Posterior upright for teenager	4C42	•	•		600 mm / 23.62"					
Anterior upright child	4C16	x 1	•		500 mm / 19.68"					
Anterior upright teenager	4C18	•	x 1		600 mm / 23.62"					
Junction plates	4C55	x 10	x 10	Stainless steel	60 mm / 2.36"			2	x 10	
Junction plates	4C81	•	•		40 mm / 1.57"			1	x 2	
L-shaped plate with holes	4C07	x 6	x 6		100 mm / 3.94"				x 6	
12 mm upright hinge	4C21	x 1	x 1		80+12 mm / 3.15+0.47"					
20 mm upright hinge	4C25	x 1	x 1		80+20 mm / 3.15+0.78"					
Pelvis hinge	4C28	x 1	x 1		110+90 mm / 4.33+3.54"					
Pelvis plate	4C31	x 1	x1		170 mm / 6.69"				x 1	
Short 20 mm hinge	4C80	•	•		45 mm / 1.77"					
Small junction bar	4C44	x 1	x 1		250 mm / 9.84"	16 x 2 mm 0.63 x 0.08"	7,2 mm / 0.28" (x7)			
Junction bar	4C43	•	•		300 mm / 11.81"					
Junction bar	4C53	•	•		120 mm / 4.72"	16 x 1 mm 0.63 x 0.04"	5,2 mm / 0.2" (x1) 7,2 mm / 0.28" (x4)		x 2	
Junction bar	4C83	•	•		300 mm / 11.81"	16 x 2 mm 0.63 x 0.08"	7,2mm / 0.28" (x7) 5,2 mm / 0.2" (x5)			
Junction bar	4C84	•	•		250 mm / 9.84"					
Sternal support	4C03	x 1	x 1		Light alloy	60 mm / 2.36"			2	x 1
Sternal support	4C66	•	•	Stainless steel	105 mm / 4.13"			6		
L-shaped plate	4C37	•	•		100 mm / 3.94"					



# SPINAL ORTHOSIS



## Boston spinal orthoses (kit and parts)

### 15° lordosis modules



Waist	Hips	Distance between iliac crests	Item N°.
40 cm / 15.75"	54 cm / 21.26"	14 cm / 5.51"	4D11-J1
42 cm / 16.54"	58 cm / 22.83"	15 cm / 5.91"	4D11-J2
45 cm / 17.72"	62 cm / 24.41"	16 cm / 6.30"	4D11-J3
46 cm / 18.11"	67 cm / 26.38"	18 cm / 7.09"	4D11-Y1
47 cm / 18.50"	64 cm / 25.20"	17 cm / 6.7"	4D11-J4
47 cm / 18.50"	71 cm / 27.95"	19 cm / 7.48 "	4D11-Y2
48 cm / 18.90"	75 cm / 29.53"	20 cm / 7.87"	4D11-Y3
51 cm / 20.08"	66 cm / 25.99"	17 cm / 6.70"	4D11-Y1A
51 cm / 20.08"	79 cm / 31.10"	23 cm / 9.006"	4D11-Y4
52 cm / 20.47"	82 cm / 32.28"	24 cm / 9.45"	4D11-Y5
54 cm / 21.26"	86 cm / 33.86"	25 cm / 9.84"	4D11-Y7
55 cm / 21.65"	72 cm / 28.35"	20 cm / 7.87"	4D11-Y2A
56 cm / 22.05"	84 cm / 33.07"	24 cm / 9.45"	4D11-Y6
56 cm / 22.05"	88 cm / 34.65"	25 cm / 9.84"	4D11-Y8
57 cm / 22.44"	78 cm / 30.71"	21 cm / 8.27"	4D11-Y3A
57 cm / 22.44"	80 cm / 31.50"	22 cm / 8.66"	4D11-Y4F
58 cm / 22.83"	82 cm / 32.28"	23 cm / 9.06"	4D11-Y5F
60 cm / 23.62"	86 cm / 33.86"	24 cm / 9.45"	4D11-Y7F
60 cm / 23.62"	92 cm / 36.22"	26 cm / 10.24"	4D11-Y9
62 cm / 24.41"	94 cm / 37.01"	27 cm / 10.63"	4D11-A1
63 cm / 24.80"	84 cm / 33.07"	23 cm / 9.06"	4D11-Y6A
63 cm / 24.80"	92 cm / 36.22"	25 cm / 9.84"	4D11-Y9A
64 cm / 25.20"	88 cm / 34.65"	24 cm / 9.45"	4D11-Y8F
66 cm / 25.99"	96 cm / 37.79"	25 cm / 9.84"	4D11-A2A
68 cm / 26.77"	92 cm / 36.22"	25 cm / 9.84"	4D11-Y9F
68 cm / 26.77"	97 cm / 38.19"	27 cm / 10.63"	4D11-A3
69 cm / 27.17"	86 cm / 33.86"	24 cm / 9.45"	4D11-Y7A
70 cm / 27.56"	94 cm / 37.01"	26 cm / 10.24"	4D11-A2
72 cm / 28.35"	90 cm / 35.43"	24 cm / 9.45"	4D11-Y8A
76 cm / 39.92"	97 cm / 38.19"	27 cm / 10.63"	4D11-A4

### Boston pads

Part	Size	Side	Item N°.
Lumbar	S	Left	4D110
Thoracic	S	Right	4D117
Abdominal	S		4D130
Abdominal	L		4D131



### Straps for Boston spinal orthosis



Width	Length	Color	Material	Packaging	Item N°.
25 mm 0.98"	450 mm 17.72"	White	Terylene	x 4	4X010
		Skin color	Cotton	x 4	4X011-L45






# SPINAL ORTHOSIS

## Components for antikyphosis spinal orthosis



### Hinges

	Product	Length	Material	Item N°.
	Standard hinge	20 mm / 0.79"	Stainless steel	4C01
	Short hinge - 20 mm / 0.79"			4C80

### Joints and supports

	Product	Side	Item N°.	Sternal support adjustable joint Right Kit	Sternal support adjustable joint Left Kit	Material
	Upper joint piece	Right	4C46	x 1		Nickel-plated steel
		Left	4C49		x 1	
	Lower joint piece	Both	4C51	x 1	x 1	
	Manubrial support	-	4C66			Stainless steel


### Sternal plates

	Product	Patient's size	Length	Thickness	Material	Item N°.
	Sternal plate	L	145 mm / 5.71"	3 mm / 0.12"	Light alloy	4C67
		S	138 mm / 5.43"			4C68
	Upright for sternal support	-	344 mm / 13.54"			



# SPINAL ORTHOSIS

## Components for spinal orthosis


### Blocking-up block

	Side	Length	Material	Packaging	Item N°.
	Right	180 mm / 7.09"	Stainless steel	x 1	4F001-D
	Left			x 1	4F001-G

### Bar and deck plate set

	Product	Length	Width	Thickness	Item N°.	Kit	Material
	Bar	245 mm / 9.65"	18 mm / 0.71"	4 mm / 0.16"	9Z003001	x 1	Polyamide
	Deck	60 mm / 2.36"	20 mm / 0.79"	1,5 mm / 0.06"	9Z003002	x 1	Aluminum

### Screw

	Product	Material	Packaging	Item N°.
	M5-knurled assembly screw	Nickel-plated steel	x 50	5W056

# MATERIALS

PROTEOR DIGITAL SUITE SYNSYS KNEES ANKLES FEET COMPONENTS LINERS & SOCKETS ORTHOSIS MATERIALS




## Materials

- Casting
- Lamination
  - Resins
  - Coloring paste
  - Fabrics for lamination
  - PVA
  - Carbon lamination
- Adhesive
- Thermoforming
  - PETG
  - Polyethylene
  - Polypropylene
  - Thermosouple
- Lining and finishing
  - Foam lining materials
  - 3D fabric
  - Suede fabric
  - Anti-slipping lining
  - Neoprene sheet
  - Waterproof & stretchable fabric
  - Self-adhesive carbon imitation
  - Elastic velvet edge
  - Thermoretractile sheath
  - Skin
- Strap and Buckle
- Screw fitting
  - Rivets
  - Nut
- Sublimation papers



# CASTING

## Casting



Cotton tubular jersey						Plaster sanding net
<ul style="list-style-type: none"> <li>- 100 % cotton knitted stockinette, water-repellent, hypoallergenic.</li> <li>- Perfectly suitable for body protection during casting.</li> <li>- Perfectly matches the skin relief.</li> <li>- Easy cutting.</li> </ul>						
Width	50 mm / 1.97"	70 mm / 2.76"	100 mm / 3.94"	150 mm / 5.90"	200 mm / 7.87"	1 m / 3.28 ft
Length	25 m / 82.02 ft					1 m / 3.28 ft
Item N°.	TJ001	TJ002	TJ003	TJ004	TJ005	5D850

# LAMINATION






## Resins



	<b>PROACRYL</b>	<b>PROACRYL for hot climate countries</b>	<b>PROCARB</b>	<b>PROACRYL hardener</b>
	<ul style="list-style-type: none"> <li>- For rigid lamination with all type of fibers except carbon fibers.</li> <li>- Tough and lightweight.</li> <li>- Well tolerated by the skin.</li> </ul>	<ul style="list-style-type: none"> <li>- For rigid lamination.</li> <li>- Tough and lightweight.</li> <li>- Well tolerated by the skin.</li> <li>- Withstands high storage temperatures.</li> </ul>	<ul style="list-style-type: none"> <li>- Its fluidity makes it particularly suitable for laminations with carbon fibers.</li> <li>- For rigid lamination.</li> <li>- Tough and lightweight.</li> <li>- Well tolerated by the skin.</li> </ul>	<ul style="list-style-type: none"> <li>- Necessary for resins polymerization.</li> <li>- To use only with PROACRYL and PROCARB resins.</li> <li>- Measure included.</li> </ul>
Mixing ratio	3 % (PC233-A)	3 % (PC233-A)	3 % (PC233-A)	
Packaging	4,5 kg / 9.92 lbs	4,5 kg / 9.92 lbs	4,5 kg / 9.92 lbs	150 g / 0.33 lbs
Item N°.	PC230-5	PC230-5S	PC234 -5	PC233-A

## Coloring paste



					
<b>Skin color</b>	<b>Light</b>	<b>Oriental</b>	<b>Medium brown</b>	<b>Ebony brown</b>	
	<ul style="list-style-type: none"> <li>- Especially made for PROACRYL and PROCARB resins.</li> <li>- Good coating quality.</li> </ul>				
Packaging	250 g	110 g			
Item N°.	PC178	PC160-04	PC160-10	PC160-14	PC160-16

# LAMINATION

## Fabrics for lamination

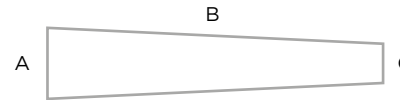


	Perlon® 100% tubular jersey					Nyglass tubular jersey						Polyamide 100% tubular jersey	Stretchable finition sheath	
						- Glass thread covered with polyamide - Very good resistance.							- 100 % polyamide. - Multipurpose, ideal as finishing layer for laminations.	
Width	80 mm 3.15"	100 mm 3.94"	120 mm 4.72"	150 mm 5.90"	200 mm 7.87"	80 mm 3.15"	120 mm 4.72"	140 mm 5.51"	160 mm 6.30"	180 mm 7.08"	200 mm 7.87"	200 mm / 7.87"	40 mm / 1.57"	58 mm / 2.28"
Packaging	1 kg / 2.20 lbs					1 kg / 2.20 lbs						2 kg / 4.40 lbs	25 m / 82 ft	
Item N°.	TP100	TP101	TP102	TP103	TP104	TV130	TV131	TV134	TV132	TV135	TV133	TJ020	TT011	TT011-XL

## PVA



	PVA bag						PVA Film	
	- Good elasticity. - Excellent resistance to tear. - Can be easily welded. - Particularly suitable for acrylic resins such as PROACRYL and PROCARB.						- Elasticity : 450 %. - Excellent resistance to tear. - Can be easily welded. - Particularly suitable for acrylic resins such as PROACRYL and PROCARB.	
Width A	150 mm / 5.90"	200 mm / 7.87"	250 mm / 9.84"	300 mm / 11.81"	350 mm / 13.78"	400 mm / 15.75"	1.01 m / 39.37"	
Width C	50 mm / 1.97"						Thickness 0.08 mm / 0.0031"	
Length B	900 mm / 35.4"						22 m	47 m
Item N°.	PL030-4	PL030-3	PL030-2	PL030-1	PL030-0	PL030-6	PL030	PL030A



# LAMINATION

## Carbon lamination

### Bidirectionnal carbon sheath


- For making carbon sockets.
- Thin, lightweight and sturdy.
- Knitted sheath - 2-ply.
- Perfectly matches the shapes of the positive model.
- Excellent mechanical properties.
- Especially suitable for [PROCARB resin PC234-5](#).



Diameter	21 - 25,5 cm		16 - 21 cm		11 -16 cm		6,3 - 11 cm	
Circumference	65 - 80 cm		50 - 65 cm		35 - 50 cm		20 - 35 cm	
Length	5 m	25 m	5 m	25 m	10 m	25 m	10 m	25 m
Item N°.	TC009-8065-5	TC009-8065-25	TC009-6550-5	TC009-6550-25	TC009-5035-10	TC009-5035-25	TC009-3520-10	TC009-3520-25

### Bidirectionnal carbon fiber fabric

- To make laminated reinforcements.
- Weight: 285g/m<sup>2</sup>



Width	1,25 m							
Packaging	1 m cut	2 m cut	roll 5 m	roll 10 m	roll 25 m			
Item N°.	TC031#01	TC031#02	TC031#05	TC031#10	TC031#25			


# ADHESIVE & TOOLS

## Adhesive



	<b>Fast-Setting Cyanoacrylate Adhesive</b>	<b>Neoprene adhesive</b>	<b>Adhesive tape</b>	
	- Particularly suitable for quick bonding of plastics and foams. - Adapted for 3 parts Foot	- Particularly suitable for bonding foams, plastics and leather.	- PVC transparent tape	
Width		-	25 mm	50 mm
Packaging	20 g	0,75 l	3 x 25 m	
Item N°.	XC050	XC090#0,75	XX090#25	XX090

## Tools




	<b>Slab with pins</b>
	<ul style="list-style-type: none"> <li>• Slabs of polyurethane pins to be set on a table.</li> <li>• This system allows user to cut plastic plates, comfortably and safely.</li> <li>• Prevents the dust from spreading.</li> <li>• High durability.</li> </ul>
Width	10 cm
Length	20 cm
Weight	260 g
Packaging	x 1
Item N°.	5G42001

# THERMOFORMING

## PETG

- Excellent transparency.
- Good impact resistance.
- Can be easily rectified with heat gun.
- Low shrinkage.




Use	Particularly convenient for spinal orthosis		Particularly convenient for test sockets		
Thickness	4 mm	5 mm	10 mm	12 mm	15 mm
Width	1000 mm		400 mm		
Length	2000 mm		400 mm		
Heating T°	150°C > 160°C		170°C max		
Item N°.	PL18004-L	PL18005-L	PL18010-S	PL18012-S	PL18015-S

# THERMOFORMING

## Polyethylene

### Rigid polyethylene

- Its perfect biocompatibility, good mechanical features and shaping properties make it a "must have" product.
- Low shrinkage after thermoforming.
- Long life and hardwearing product.
- Can be decorated with sublimation paper.
- Heating T° 170°C



Use	Particularly suitable for making orthosis when a good rigidity is required														
Width	1 m														
Length	1,18 m					2 m									
Thickness	3 mm	4 mm	8 mm	2 mm	3 mm	4 mm			5 mm	6 mm		8 mm		10 mm	12 mm
Color	○	○	○	○	○	○	●	●	○	○	●	○	●	○	○
Item N°.	PL13103-C	PL13104-C	PL13108-C	PL13102-L	PL13103-L	PL13104-L	PL30104-L	PL30504-L	PL13105-L	PL13106-L	PL30506-L	PL13108-L	PL30508-L	PL13110-L	PL13112-L

### Flexible polyethylene

- This material provides the patient with smooth support and comfort.
- Can be decorated with sublimation paper.
- 1 mm thickness is particularly suitable for making tongues.
- Heating T° 120 > 170°C



Use	Particularly suitable for geriatric, neonatal or post-operative fitting												
Width	0,4 m			0,5 m				1 m					
Length	0,4 m			0,5 m		1 m			2 m				
Thickness	5 mm			12 mm		1 mm			1 mm	2 mm	3 mm	4 mm	5 mm
Item N°.	PL12005-S			PL12312		PL12001-SL			PL12001-L	PL12002-L	PL12003-L	PL12004-L	PL12005-L

# THERMOFORMING

## Polypropylene

- Material combining rigidity and elasticity.
- Great resistance to impacts and repeated torsion.
- Easy to work.
- High resistance to abrasion.
- Can be decorated with sublimation paper.
- Heating T° 190°C



Use	Particularly suitable for orthosis such as AFO and temporary sockets			
Width	1 m			
Length	2 m			
Thickness	3 mm	4 mm	5 mm	12 mm
Item N°.	PL14003-L	PL14004-L	PL14005-L	PL14012-L

## Thermosouple

- This copolymer provides flexibility and comfort.
- Requires an external rigid socket.
- Can be easily shaped when hot.
- Heating T° 150°C



Use	Particularly convenient to make inner sockets			
Width	0,4 m			
Length	0,4 m			
Thickness	6 mm	9 mm	12 mm	15 mm
Hardeness	Soft	Soft	Soft	Extra soft
Item N°.	PL13606-S	PL13609-S	PL13612-S	PL14612-S

# LINING & FINISHING

## Foam lining materials

### PLASTAZOTE®: PE FOAM

- A « must have » product for orthosis lining.
- Easy to machine.
- Perfectly matches the most complex mold shape.
- Density 33 kg / m<sup>3</sup>
- Width 1 m / Length 2 m
- Thermoformable at 170°C.

Color	Skin color ●					White ○				Red ●			Blue ●				Green ●	
Thickness	3 mm	6 mm	12 mm	18 mm	24 mm	3 mm	5 mm	7 mm	10 mm	3 mm	5 mm	10 mm	3 mm	5 mm	7 mm	10 mm	5 mm	10 mm
Item N°.	PL08503	PL08506	PL08512	PL08518	PL08524	PL08603	PL08605	PL08607	PL08610	PL08703	PL08705	PL08710	PL08803	PL08805	PL08807	PL08810	PL09005	PL09010

Color	Fluo Green ●		Yellow ●			Orange ●		Purple ●		Fuchsia ●		Night Blue ●		Black ●				Blue + Adh
Thickness	5 mm	10 mm	3 mm	5 mm	10 mm	5 mm	10 mm	5 mm	10 mm	5 mm	10 mm	5 mm	10 mm	3 mm	5 mm	7 mm	10 mm	28 mm
Item N°.	PL09105	PL09110	PL08903	PL08905	PL08910	PL09205	PL09210	PL09305	PL09310	PL09905	PL09910	PL09805	PL09810	PL09403	PL09405	PL09407	PL09410	PL08828

### TEPEFOAM: PE + EVA FOAM

- Closed cell foam.
- Easy to machine.
- Perfectly matches the most complex mold shape.
- Density 160 kg / m<sup>3</sup>
- Width 1 m / Length 1 m
- Thermoformable at 140°C



Color	White ○		Skin color ●
Thickness	5 mm		7 mm
Item N°.	EL05905		EL06107

### POLYTECH: PE + EVA FOAM

- Closed cell foam.
- Easy to machine.
- Perfectly matches the most complex mold shapes.
- Density 110 kg / m<sup>3</sup>
- Width 1 m / Length 2 m
- Thermoformable at 170°C



Thickness	5 mm	7 mm	10 mm
Item N°.	PL500-05	PL500-07	PL500-10

# LINING & FINISHING

## Foam lining materials

### Memory Foam

- Very comfortable, it absorbs shocks and avoids pressure points.
- It gets back to its initial shape even after hard pressure.
- Its strong bonding capacity adhesive is designed to bond to many surfaces like plastics, wood, metal, cardboard, etc.
- Width 410 mm / Length 610 mm



Thickness	10 mm
Item N°.	EL093

### High density foam: PE + EVA Foam

- Particularly convenient to make tabs.
- Easy to machine.
- Perfectly matches the most complex mold shape.
- Perforated material.
- Density 400 kg / m<sup>3</sup>
- Width 0,85 m / Length 0,85 m
- Thermoformable at 130°C.



Thickness	2 mm
Item N°.	PL4D16

### Marble EVA Foam

- Closed cell foam.
- Lightweight, comfortable and resistant to rubbing.
- Ideal for orthosis finishing. Long life product.
- Density 240 kg / m<sup>3</sup>
- Width 1,05 m / Length 2,10 m
- Thermoformable at 80°C.



Thickness	2 mm		
Color	Black	Blue	Fuchsia
Item N°.	PL52002-01	PL52002-02	PL52002-03

# LINING & FINISHING

## Thermoformable 3D fabric

- Breathable, textured, moisture wicking fabric.
- Very comfortable and soft to the touch.
- Easy to clean, washable at 40°C.
- Good resistance to aging.
- Glue-less, this fabric limits risks of allergy.
- Width 1 m / Length 1,45 m, Thickness 6 mm
- Thermoformable at 170°C.



Color	Black			Blue			Raspberry			Lead gray			Turquoise blue			Red		
Length	2 m	5 m	10 m	2 m	5 m	10 m	2 m	5 m	10 m	2 m	5 m	10 m	2 m	5 m	10 m	2 m	5 m	10 m
Ref	TT501#02	TT501#05	TT501#10	TT503#02	TT503#05	TT503#10	TT504#02	TT504#05	TT504#10	TT505#02	TT505#05	TT505#10	TT509#02	TT509#05	TT509#10	TT508#02	TT508#05	TT508#10

## 3D fabric

- Breathable, textured, moisture wicking fabric.
- Very comfortable and soft to the touch.
- Easy to clean, washable at 40°C.
- Good resistance to aging
- Glue-less, this fabric limits risks of allergy.
- Width 1,45 m / Length by meter
- Thickness 6 mm



Color	Black			Blue			Raspberry			Lead gray			Turquoise blue			Red		
Length	2 m	5 m	10 m	2 m	5 m	10 m	2 m	5 m	10 m	2 m	5 m	10 m	2 m	5 m	10 m	2 m	5 m	10 m
Ref	TT381#02	TT381#05	TT381#10	TT383#02	TT383#05	TT383#10	TT384#02	TT384#05	TT384#10	TT385#02	TT385#05	TT385#10	TT389#02	TT389#05	TT389#10	TT388#02	TT388#05	TT388#10

## Single layer 3d fabric

- Stretchable, breathable, comfortable 3D fabric.
- Waterproof thanks to the associated flexible film.
- Very comfortable and soft to the touch.
- Ideal for making covers with waterproof areas.
- Width 1,45 m / Length by meter, Thickness 3 mm

## Single layer black 3d fabric waterproof

- Waterproof thanks to the associated flexible film.
- Ideal for making covers with waterproof areas.

Longueur / Ref.	2 m / TT391#02	5 m / TT391#05	10 m / TT391#10
-----------------	----------------	----------------	-----------------

Color	Black			Blue			Raspberry			Lead gray			Turquoise blue			Red		
Length	2 m	5 m	10 m	2 m	5 m	10 m	2 m	5 m	10 m	2 m	5 m	10 m	2 m	5 m	10 m	2 m	5 m	10 m
Ref	TT397#02	TT397#05	TT397#10	TT393#02	TT393#05	TT393#10	TT394#02	TT394#05	TT394#10	TT395#02	TT395#05	TT395#10	TT399#02	TT399#05	TT399#10	TT396#02	TT396#05	TT396#10

# LINING & FINISHING

## Ripstop suede fabric

- Its texture allows it to have strong resistance and velvet soft touch.
- Very comfortable contact, soft and flexible to the touch.
- Easy to clean, washable up to 40°C.
- Good resistance to ageing.



Thickness		4,5 mm
Width		1,45 m
Length	by meter	10 m
Item N°.	TT600	TT600#10

## Anti-slipping lining

- Particularly suitable for lining of orthosis closure bands.
- This copolymer provides optimal adhesion to the patient skin, the back side can be fixed with hook.
- Relieves friction spots.
- Easy to clean with water and soap.



Thickness		6 mm
Width		0,30 m
Length		0,30 m
Item N°.		TT450

# LINING & FINISHING

## Neoprene sheet


- Particularly suitable for lining orthosis and the confection of plastron.
- Neoprene sheet with one side in polyester fabric, the back side can be fixed with hook.
- Easy to clean, washable up to 40°C.



Thickness	5 mm
Width	1,45 m
Length	0,99 m
Item N°.	TT460

## Waterproof & stretchable fabric

- Black color
- Particularly suitable for making waterproof covers.
- Extensibility (bi stretch).
- Excellent mechanical strength.
- Easy to clean, washable at 40°C for TT372 and up to 90°C for TT373#10.



Thickness	2,5 mm (with foam)	1 mm (without foam)
Width	1,45 m	
Length	by meter	10 m
Item N°.	TT372	TT373#10

## Self-adhesive carbon imitation

- This vinyl is particularly recommended for the lining of orthosis.
- It allows the covering of any material in order to get a «carbon-fiber» appearance.
- Resistant and easy to apply (with a heat gun).
- Adhesive side for immediate bond, optimal after 24h.












Width	1,52 m
Length	1 m
Item N°.	TH001

# LINING & FINISHING

## Elastic velvet edge


- Its elasticity makes it suitable for finishing of edges with complex shapes.
- Very comfortable and soft to the touch.
- Reduces risks of irritation caused by rough edges.
- Can be stitched or glued on plastics.







Color	Black 	White 	Blue 	Fuchsia 	Grey 	Brown 	Red 	Green 	Skin 
Length	25 m								
Width	25 mm							25 mm	22 mm
Item N°.	TT020-N	TT020-White	TT020-Blue	TT020-F	TT020-G	TT020-M	TT020-R	TT020-V	TT020 TT025




## Thermoretractile sheath (x10)

- Allows for upright lining.
- Retractable using a heat gun.




Color	Black 	Red 	Blue 	White 
Length	30 m	30 m	30 m	30 m 5 m
Diameter	18 mm	18 mm	18 mm	18 mm 25,4 mm
Item N°.	PL02408-RL	PL02406-RL	PL02407-RL	PL02405-RL PL02404-RL

## Skin

Type	Horse skin	Chamois skin	Imitation Leather
Use	Sheathing of uprights and 1st choice liner	Inside lining of lower limb orthosis & wooden lower limb prosthesis	Soft for sheathing of lower limb orthosis and prosthesis
Thickness	0,7 - 1 mm	1 - 1,5 mm	2 mm
Color	Beige 	Natural 	White 
Packaging	±1,5 m <sup>2</sup>	±0,5 m <sup>2</sup>	±1,5 m <sup>2</sup>
Item N°.	C034	C050	C012

# STRAP & BUCKLE

A full range of straps and pads, including chafe and loop.



TEXTURED

### PROTEOR LOGO

PROTEOR marking available for signaled colors; replace CC by CM when ordering reference



### MARKING

100 pieces minimum in same size and color. Please, contact us to get an estimate, from 100 straps.

Pack.	SELF-GRIPPING STRAP						PVC PAD	
	Length	300 mm		500 mm	400 mm	680 mm	150 mm	
	Strap Width	16 mm	25 mm		40 mm		16 / 25 mm	25 / 40 mm
x 10	Texas	-	2X49-CV300R	2X49-CV500R	2X59-CV400R	2X59-CV680R	2X89	2X69
x 100	<i>Texas marked</i>	-	2X49-CC300R	2X49-CC500R	2X59-CC400R	2X59-CC680R		
x 10	Sydney	2X701-CV300R	2X401-CV300R	2X401-CV500R	2X501-CV400R	2X501-CV680R	2X801	2X601
x 10	New Dehli	2X702-CV300R	2X402-CV300R	2X402-CV500R	2X502-CV400R	2X502-CV680R	2X802	2X602
x 10	Tokyo	2X70-CV300R	2X40-CV300R	2X40-CV500R	2X50-CV400R	2X50-CV680R	2X85	2X65
x 100	<i>Tokyo marked</i>	2X70-CC300R	2X40-CC300R	2X40-CC500R	2X50-CC400R	2X50-CC680R		
x 10	Alaska	2X75-CV300R	2X45-CV300R	2X45-CV500R	2X55-CV400R	2X55-CV680R	2X81	2X61
x 10	Moscou	2X713-CV300R	2X413-CV300R	2X413-CV500R	2X513-CV400R	2X513-CV680R	2X818	2X618
x 10	Oslo	2X719-CV300R	2X419-CV300R	2X419-CV500R	2X519-CV400R	2X519-CV680R	2X83	2X63
x 100	<i>Oslo Marked</i>	2X719-CC300R	2X419-CC300R	2X419-CC500R	2X519-CC400R	2X519-CC680R		
x 10	Shanghai	2X721-CV300R	2X421-CV300R	2X421-CV500R	2X521-CV400R	2X521-CV680R	2X809	2X609
x 100	<i>Shanghai marked</i>	2X721-CC300R	2X421-CC300R	2X421-CC500R	2X521-CC400R	2X521-CC680R		
x 10	Auckland	2X714-CV300R	2X414-CV300R	2X414-CV500R	2X514-CV400R	2X514-CV680R	2X819	2X619
x 100	<i>Auckland marked</i>	2X714-CC300R	2X414-CC300R	2X414-CC500R	2X514-CC400R	2X514-CC680R		
x 10	Amsterdam	2X708-CV300R	2X408-CV300R	2X408-CV500R	2X508-CV400R	2X508-CV680R	2X808	2X608
x 100	<i>Amsterdam marked</i>	2X708-CC300R	2X408-CC300R	2X408-CC500R	2X508-CC400R	2X508-CC680R		
x 10	Lima	2X71-CV300R	2X41-CV300R	2X41-CV500R	2X51-CV400R	2X51-CV680R		
x 100	<i>Lima marked</i>	2X71-CC300R	2X41-CC300R	2X41-CC500R	2X51-CC400R	2X51-CC680R		
x 10	London	2X77-CV300R	2X47-CV300R	2X47-CV500R	2X57-CV400R	2X57-CV680R		



COLORED



# STRAP & BUCKLE

## Self-gripping strap

### Fabric strap (x10)

- Flexible, comfortable and washable.
- Ideal for areas sensitive to rubbing.
- One size. Can be easily cut with scissors.
- Delivered with roller chafe to facilitate the sliding of the strap.

Length	290 + 125 mm	
Width	25 mm	40 mm
Item N°.	2X100-2525	2X100-4025



### Velvet strap (x10)

- Flexible, comfortable and washable strap.
- It is ideal for friction sensitive areas.
- Better comfort thanks to the built-in flap.
- Impressive gripping strength thanks to the micro hook.
- Delivered with roller chafe to facilitate the sliding of the strap.

Width	25 mm	40 mm
Item N°.	2X098-2525	2X098-4025



### Micro-hook strap (x10)

- Velvet-hemmed loop band, associated with our micro hook pliers.
- Optimal implementation: can be cut to the desired length.
- Delivered with roller chafe to facilitate the sliding of the strap.

Width	25 mm	40 mm
Item N°.	2X099-25	2X099-40



### Silicone coated cushions. (x10)

- A siliconized surface and a surface with a hook strip to attach to the straps.
- Ideal for preventing the slippage of an orthosis.
- Allows a comfortable interface between the patient and the strap.
- Biocompatible silicone.
- Thickness ± 5 mm
- Can be used with 2X098-2525 or 2X098-4025 straps.

Length	100 mm	
Width	38 mm	
Item N°.	2X03	



# STRAP & BUCKLE

## Hook and loop strap.

### Comfort pad

- Provides comfort in areas sensitive to rubbing.
- The hooks on one side make it easy to attach to loop.
- 2X100-NS with silicone to prevent the orthosis from slipping.
- Easy cutting.
- Particularly adapted to 2X100-4025



Silicone Antislip	No	Yes
Length	1 m	
Width	50mm	
Packaging	By meter	
Item N°.	2X100-N	2X100-NS

### Micro-hook

- Very flat, soft to the touch.
- Exceptional gripping capacity.
- Bonds easily to many supports like polyethylene, polypropylene, PVC, polyamide, wood, glass, cardboard, metal.
- Precut round pieces.
- Adhesive side for immediate bond, optimal after 24h.



Dimensions	Width 25 mm	Ø 15 mm	Ø 25 mm
Color	Transparent	Black	
Packaging	Roll 25 m	Chip x 1250	Chip x 1250
Item N°.	TT215-25	TT217-15	TT217-25

### Adhesive backed hook & loop strap

- Fastening system made of separate hook straps and loop straps.
- Easy to install as the straps are backed with strong bonding capacity adhesive.
- The adhesive is specially designed to bond to a variety of surfaces like polyethylene, polypropylene, PVC, polyamide, wood, glass, cardboard and metal.
- Long-lasting and suitable for intensive use.



Length	25 m					
Color	Black			White		
Width	25 mm	38 mm	50 mm	25 mm	38 mm	50 mm
Loop Item N°.	TTA501-25A	TTA501-38A	TTA501-50A	TTA502-25A	TTA502-38A	TTA502-50A
Hook Item N°.	TTC501-25A	TTC501-38A	TTC501-50A	TTC502-25A	TTC502-38A	TTC502-50A




# STRAP & BUCKLE

## Fixing strap

### Hook & loop strap





- Allows for upright lining.
- Retractable using a heat gun.



Color	Black 			White 				Blue 	Fuchsia 
Length	25 m								
Width	25 mm	38 mm	50 mm	20 mm	25 mm	38 mm	50 mm	25 mm	25 mm
Loop Item N°.	TTA501-25	TTA501-38	TTA501-50	TTA502-20	TTA502-25	TTA502-38	TTA502-50	TTA503-25	TTA504-25
Hook Item N°.	TTC501-25	TTC501-38	TTC501-50	TTC502-20	TTC502-25	TTC502-38	TTC502-50	TTC503-25	TTC504-25

### Polypropylene strap





Color	Black 			White 		Blue 	Fuchsia 		
Length	50 m								
Width	20 mm	25 mm	40 mm	25 mm	40 mm	25 mm	40 mm	25 mm	40 mm
Item N°.	TT029-01	TT027-01	TT028-01	TT027-02	TT028-02	TT027-03	TT028-03	TT027-04	TT028-04

### Elastic loop strap

- Adjustable and variable compression.
- Perfectly matches the skin relief.
- Easy cutting.



Color	White 			Black 								
Length	25 m											
Width	25 mm			50 mm			50 mm					
Item N°.	TT190-25			TT190-50			TT191-25			TT191-50		

# STRAP & BUCKLE

## Fixing strap



### Ratchet strap x 10

Length	315 mm	225 mm
Width	22 mm	
Item N°.	2X80	2X80-S



### Handle with molded coating & fixing plates

- Fixing plates makes easy riveting or drilling.
- For standing devices and seat-braces.

Width	270 mm
Item N°.	PY000003

# STRAP & BUCKLE

## Plastic buckle

### Side release buckle with simple adjustment x 10

Color	Black		
			
Width	20 mm	25 mm	40 mm
Item N°.	KF045-20	KF045-25	KF045-40

### Side release buckle with double adjustment x 10

- Positioned quickly and accurately thanks to the adjustment on each sides.
- No sewing required.

		
Width	25 mm	40 mm
Item N°.	KF045-25D	KF045-40D

### Security buckle x 10

- Both hands are necessary to unlock the buckle.
- Reduces risks of unexpected unlocking.

		
Width	25 mm	40 mm
Item N°.	KF045-25S	KF045-40S

### Push buckle (x10)

- Thin and flat they are ideal for the realization of breastplates.
- Their thinness reduces friction.

		
Width	25 mm	40 mm
Item N°.	KF050-25	KF050-40

### Double slide buckle x 10

Color		
		
Width	25 mm	40 mm
Item N°.	KF048-25	KF048-40

### Plastic buckle with clip closure x 10

		
Width	25 mm	
Item N°.	KF011	

### Quicky clips (x10)

- Space-saving quick-release fastener, specially designed by Proteor.
- Safety feature to prevent inadvertent opening.
- Tested to withstand many cycles, representing many years of use.
- Base attaches to the device with a tubular rivet.

		
Width	25 mm	40 mm
Item N°.	KF070-25	KF070-40



# STRAP & BUCKLE

## Metal buckle



### Plain buckle x 10

					
Width	14 mm	16 mm	18 mm	20 mm	25 mm
Roller	yes	yes	no	yes	yes
Item N°.	KF002	KF003	KF004	KF005	KF007

### Loop x 10

Shape	Oval		Rectangular	
				
Width	35 mm	40 mm	16 mm	25 mm
Item N°.	KF022	KF023	KF028	KF020

### Chafe

Color						
Width	25 mm	40 mm	25 mm		40 mm	
Packaging	x 10	x 10	x 10	x 25	x 10	x 25
Item N°.	KFF001-25	KFF001-40	KFF002-25	KFF4085-SSL	KFF002-40	KFF4087-SSL

### Buckle with leather attachment piece

Shape								
Width	14 mm	16 mm		20 mm		25 mm	32 mm	
Stiffness	Flexible	Medium	Flexible	Hard	Medium			
Color	Natural					Chromed	Natural	
Item N°.	1X208	1X200	1X202	1X206	1X210	1X215	1X216	1X214

# SCREW FITTING

## Rivet

### Colored single cap speedy rivet

- Head Ø 13 mm
- Tube Ø 4 mm

												
Color	Black		White		Blue		Fuchsia		Grey		Red	
Height	15,6 mm	12,4 mm	15,6 mm	12,4 mm	15,6 mm	12,4 mm	15,6 mm	12,4 mm	15,6 mm	12,4 mm	15,6 mm	12,4 mm
Qty	500	500	500	500	500	500	500	500	500	500	500	500
Item N°.	KE100-500	KE200-500	KE101-500	KE201-500	KE102-500	KE202-500	KE103-500	KE203-500	KE104-500	KE204v	KE107-500	KE207-500



### Single cap speedy rivet x 100



Head Ø	8,5 mm		9,5 mm	10,5 mm	12 mm	
Tube Ø	3 mm		3 mm	3 mm	3 mm	
Height	8 mm	11 mm	15,6 mm	9,1 mm	11 mm	10 mm
Item N°.	KE050	KE051	KE057	KE056	KE058	KE053




### Copper rivet x 100



Shape						
Head Ø	8 mm		12 mm	11 mm	14 mm	3,5 mm
Tube Ø	3 mm	3 mm	4 mm		5 mm	2 mm
Height	16 mm	25 mm	12 mm	20 mm	20 mm	5 mm
Item N°.	KRCL3016	KRCL3025	KRCL4012	KRCL4020	KRCL5020	KRCD2005

## Nut


### Steel nut

Type							
Ø	M3	M4	M5	M4	M5	M6	
Packaging	x 100			x 25		x 50	
Item N°.	SEH030	SEH040	SEH050	SER4	SEF05	SEF06	

# SUBLIMATION PAPERS



BALLONS NOIRS 500 x ±160 cm XX100-SF



FUSEES 500 x ±160 cm XX100-SC



NUAGES 500 x ±160 cm XX100-UB



DINOSAURES 500 x ±160 cm XX100-UA



JOLIES SIRENES 500 x ±160 cm XX100-SE



UNICORN 500 x ±160 cm XX100-RF



NATURE 500 x ±160 cm XX100-VC

# SUBLIMATION PAPERS



HERO MASK 500 x ±160 cm XX100-RA



FUNNY OWLS 500 x ±160 cm XX100-PJ



CARS 3 500 x ±160 cm XX100-RB



ZANIMAUX 500 x ±160 cm XX100-PL



PERROQUETS 500 x ±160 cm XX100-VD



DANSEUSES 500 x ±160 cm XX100-QB



GRAFFITIS 500 x ±160 cm XX100-VE

# SUBLIMATION PAPERS



ELEPHANTS 500 x ±160 cm XX100-TA



GREY/BLACK CAMOUFLAGE 500 x ±160 cm XX100-UF



MARIN 500 x ±160 cm XX100-TC



MINIMALIST FLOWERS 500 x ±160 cm XX100-UD



WHITE WIZARDS 500 x ±160 cm XX100-RG



COMICS 2 500 x ±160 cm XX100-RC



BLUE FLOWERS 500 x ±160 cm XX100-RE



ANANAS 500 x ±160 cm XX100-UE

# SUBLIMATION PAPERS



GREY BLUE 500 x ±160 cm XX100-RL



STARS 500 x ±160 cm XX100-PI



USA 500 x ±160 cm XX100-MJ



FOUGERES 500 x ±160 cm XX100-UC



SNOWBOARD 500 x ±160 cm XX100-RH



OURS POLAIRES 500 x ±160 cm XX100-VB

# SUBLIMATION PAPERS



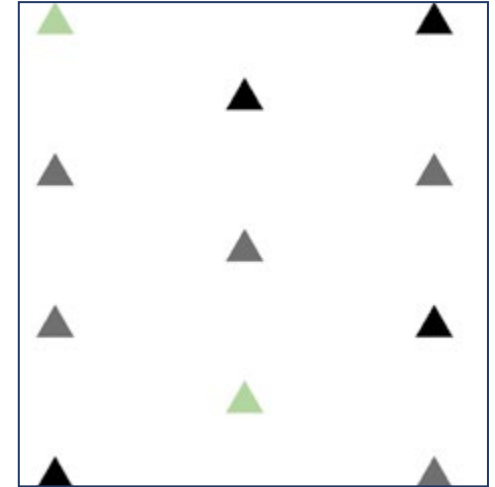
CARBONE 500 x ±160 cm XX100-NA



JEANS'S POCHE2 500 x ±160 cm XX100-MA




MARINIERE 500 x ±160 cm XX100-BI



TRIANGLES 500 x ±160 cm XX100-QD



ROSE PALE 500 x ±160 cm XX100-VA



UNI NOIR 500 x ±160 cm XX100-LQ



BLEU CIEL 500 x ±160 cm XX100-TD

# EXPORT COMMERCIAL WARRANTY TERMS (Components and materials) SPD-00234 rev 3

These commercial warranty terms complete our general sales conditions SPD-00724 EN defining the legal warranty and our product repair and return conditions.

## 1 - WARRANTY AND PRODUCT LIFE

Warranty and product life are two different and complementary concepts.

- The lifetime is indicated in the device's Instruction For Use.
- In case this information is not defined in the IFU, the actual useful life is ultimately determined by the CPO upon request of the device's owner (i.e., the patient or the insurer).
- While the device is in use, device's functionality and condition might be assessed by the CPO periodically or stated otherwise in the IFU.
- We recommend the CPO to consider the device's functionality and operating conditions after the end of the period of use in order to then carry out a replacement if necessary.

Product	Standard Warranty duration	Manufacturer training required	Extended Warranty available	Service required (*)	Notes
<b>Lower Limb Prosthetics</b>					
<b>Micro Processor Knees</b>					
PROTEOR QUATTRO	3 years	Yes	Two extended warranty options at a cost A - 2 year warranty extension B - 3 year warranty extension	In the case of extended warranty A - 1st service at 36 months - one month before the anniversary date, two months after B - 2nd service at 54 months - one month before the anniversary date, two months after	Contact our Sales Department
PLIE 3	3 years	Yes	2 years warranty extension to be subscribed within 12, 24 or 36 months	Control & maintenance every year. (Revisions at 12 & 24 months)	Contact our Sales Department
HYBRID	3 years	Yes	Yes	Control & maintenance every year	Contact our Sales Department
ALLUX	3 years	Yes	Yes	Control & maintenance after year 2	Contact our Sales Department
SYNSYS	3 years	Yes	Yes	3 years warranty extension to be subscribed within 12 months of purchase	1st service at 24 months or after one million cycles of use In the case of extended warranty 2nd service at 48 months or two million cycles of use
Accessories (charger...)	1 year	No	No	No	
<b>Hydraulic, pneumatic knees</b>					
HYDEAL	3 years	No	No	No	Mechanical and hydraulic part. Mechanical looseness after 12 months is not covered by warranty because it is due to normal wear and tear of the product.
MATIK	3 years	No	No	No	
HYTREK	3 years	No	No	No	
SYMPHONY	2 years	No	No	No	
<b>Genoux mécaniques / Mechanical knees</b>					
Mechanical knees (1M01, 1M10, 1M112, 1M113, 1M03, 1M102, 1M102V)	3 years	No	No	No	Mechanical and hydraulic part. Mechanical looseness after 12 months is not covered by warranty because it is due to normal wear and tear of the product.
<b>Sport knee</b>					
EASY RIDE	1 year	No	No	No	Warranty only for manufacturing defect, assembling error. No warranty for wear and tear (seals or any other wearing part and shock absorber).
<b>Microprocessor ankles</b>					
KINNEX 2.0	3 years	Yes	Yes, 2 or 3 years warranty extension at a cost to be subscribed within 12 months of purchase	No	Contact our Sales Department
<b>Mechanical ankles</b>					
KINTERRA	3 years	No	No	No	



**EXPORT COMMERCIAL WARRANTY TERMS (Components and materials)**

Product	Standard Warranty duration	Manufacturer training required	Extended Warranty available	Service required (*)	Notes
<b>Feet</b>					
S.A.C.H. feet, Dynastep Single Axis Foot, 3 parts foot	1 year	No	No	No	Defects of appearance showing after 6 months are not systematically covered by warranty because they depend on the product use.
Energy Storing Feet with removable foot shell. K2, K3, K4 activity level. Dynadapt, Dynatrek, Sierra, Highlander, Agilix, Pacifica, Pacifica LP, Dynacity, ShockWave, Exalto Rush HiPro, Rush Rampage, Rush Rampage LP, Rush Rogue 2, Rush EVAQ8, Rush H2O, Rush Rover	3 years	No	No	No	Manufacturing defect in the Composite Fiber structure.
Sport foot Easy Run	1 year	No	No	No	
Geriatric foot Gery (1A200)	1 year	No	No	No	
Foot shell	6 months	No	No	No	Aesthetic aspect defect.
Upya, Mahi, RUSH Chopart, RUSH Kid,	2 years	No	No	No	Manufacturing defect in the Composite Fiber structure.
Hopper running blades	2 years	No	No	No	Manufacturing defect in the Composite Fiber structure.
<b>Structural components</b>					
Adapters, tube, Lamination anchors,	3 years	No	No	No	
Rotator	2 years	No	No	No	
<b>Liners</b>					
Keasy	2 years	No	No	No	Small defects of appearance are inherent to Keasy and not covered by warranty.
Silicone Liners : Silitouch	6 months	No	No	No	Silitouch liners may be returned for a refund within 30 days if they are returned in a clean condition comparable to that in which they were delivered, uncut and in their original packaging.
Gel Liners Stepline Plus	6 months	No	No	No	
Sealing sleeves	3 months	No	No	No	
Stump Socks Silosheath	3 months	No	No	No	
<b>Orthotics</b>					
<b>Straps</b>					
2X	6 months	No	No	No	
<b>Articulations</b>					
KIT ODRA	1 year	No	No	no	Lining and finishing's wear is a normal wear and is not covered by the warranty
<b>Fabrication Materials</b>					
<b>Chemical Products</b>					
All products	3 months	No	No	No	Claims are admissible if the storage conditions and implementation are met.
<b>Others products</b>					
All products	2 years	No	No	No	Claims are admissible if the storage conditions and implementation are met.

# TERMS AND CONDITIONS OF SALE (CGV)

SPD-00724 rev 1

The Vendor hereinafter referred to is **PROTEOR SAS**, registered in the **Dijon Trade and Companies Register** under number **542 083 704**, whose registered office is located at **6 rue de la redoute, 21850 Saint Apollinaire**. The Buyer or Customer hereinafter referred to is a professional customer of the Vendor. The Merchandise or Product, which is the subject of the order, is either listed in the Vendor's catalogue-price list or is manufactured on request by quotation.

## ORDERS

1. Unless otherwise expressly agreed, each order for Goods placed by the Buyer implies the Buyer's express and unreserved acceptance of these GCS, which shall prevail over any other document, unless otherwise expressly agreed, over any of the Buyer's general terms and conditions of purchase, or over any statement appearing on the Buyer's own purchase orders.

2. Orders must be confirmed in writing by the Customer, complete and clearly specified in all details. Sending the purchase order constitutes a firm and irrevocable undertaking by the Buyer to accept delivery of the Goods and to pay the price thereof. The delivery period shall be deemed to have been agreed once all technical and commercial details and terms have been finalized by the Seller.

3. Unless otherwise stipulated, the Seller's offers are valid for an option period of one month (30 working days), three months (90 working days) in the case of export, after they have been submitted. If the Buyer's acceptance is not entirely in accordance with the offer or quotation, the contract is deemed concluded only after the Seller's written agreement. The Vendor reserves the right to refuse any order which it considers to be abnormal. Any modification requiring new studies or a change in the supply may lead to a modification of the price and delivery date. Plans, documents, and studies supplied by the Vendor to the Buyer remain the property of the Vendor and may not be communicated to third parties or used by third parties without express agreement. These plans, documents and other studies are returned to the Vendor if the order is not confirmed.

4. If the Buyer wishes to cancel an order or part of an order, it must do so in writing. Where applicable, the Vendor will inform the Buyer in writing whether or not such cancellation can be taken into account, depending on the progress of the order. In the event of cancellation of the order, the indemnity payable depends on the state of progress of the design and manufacture of the Hardware.

## DECISIVE CONDITION FOR THE SELLER

The Vendor has only agreed to contract with the Customer based on the payment guarantees which the Customer has provided to the Vendor. Should these guarantees change significantly, the Vendor reserves the right either to cancel any agreement with the Customer, or to suspend this agreement until additional financial guarantees have been obtained.

## PRICE

Prices in the Seller's price list are net, exclusive of taxes, transport and packaging costs; for France, ex works; for French overseas departments and territories and abroad, carriage paid (Incoterms 2010), unless otherwise stipulated. They are calculated based on suppliers' purchasing conditions, and may be modified at any time, without prior notice, according to changes in raw material prices, suppliers' price structures or exchange rates, within the framework of current legislation.

## PAYMENT

Goods are invoiced at the price applicable on the date of delivery or in accordance with the quotation. Payment shall be made to the Seller's address stipulated on the invoice, within thirty days of the end of the month, preferably by bank

transfer to the account indicated by the Seller. No discount will be granted for early payment. The creation of bills of exchange does not constitute a waiver or novation of the place of payment. The first delivery is made cash on delivery or cash on delivery. For exports, payments are made at DIJON, by irrevocable documentary credit confirmed by a French bank (in accordance with RUJ 600 in force), payable at sight, unless otherwise expressly agreed with the Seller. The costs of the documentary credit are borne by the drawee. Any delay in payment will automatically give rise to a late payment penalty calculated by applying to the remaining sums due, an interest rate equal to three times the legal interest rate of the European Central Bank, without this penalty affecting the payability of the debt and without the need for formal notice, the Buyer being deemed to be in default by the mere occurrence of the due date. In addition, a fixed indemnity for collection costs will be due. Non-payment of any instalment will result in the immediate payment of the remaining instalments. This last provision does not apply in the case of a partially disputed invoice, provided that the dispute has been recognized as justified for the remainder. In the event of late payment, not attributable to force majeure or default by the Supplier, exchange losses and interest on arrears shall be borne by the Customer. In the event of invoicing in foreign currencies, the exchange rate loss of the currency differential will be borne by the Customer. All new customers must prepay their first order to the Vendor before delivery of the Goods.

## DELIVERY

1. Agreed delivery times are given for information only. They do not constitute a firm commitment, and any delay in delivery may not lead to cancellation of the sale, refusal of the Goods, penalty or damages.

2. a) Deliveries in France: delivery is always deemed to have been made to our warehouses. Shipments are made carriage forward. Goods travel at the recipient's risk. It is therefore the Customer's responsibility to guarantee his rights by complying with article L.133-3 of the French Commercial Code, by declaring any claim within three days to the carrier.

b) For French overseas departments and territories (DOM-TOM) and international destinations: delivery is made carriage paid (Incoterms 2020), unless otherwise stipulated.

3. The Manufacturer reserves the right to make partial deliveries with the corresponding invoicing. Any partial delivery is considered as a separate contract and, consequently, the Customer may not, under any circumstances, take advantage of the fact that the balance of the ordered equipment is awaited in order to defer the corresponding payment.

4. The Manufacturer is released from its delivery obligation in the event of force majeure as defined in article 1218 of the French Civil Code. In addition, any event beyond the Manufacturer's control may, at the Manufacturer's request, result in either an extension of the order's completion date or cancellation of the order, and release the Manufacturer from all claims for damages.

5. If, due to the Buyer's fault, delivery is not possible within the agreed delivery period, the Seller reserves the right to dispose of the Goods or, if the order has been specially manufactured, to pass on handling and warehousing costs, i.e. 1.5% per month of delay from the date specified in the order.

## RESERVATION OF TITLE CLAUSE

The Seller expressly reserves ownership of the Goods delivered until full payment of the price in principal and interest, wherever they may be located, including the Customer's stores, warehouses and personal dwellings, the risks being transferred to the Customer as soon as the Goods are taken over for sales in France. The transfer of risks is de-

ferred by the Incoterm 2020 chosen. This retention of title is enforceable against creditors and liquidators in the event of the Customer's receivership or liquidation.

Unpaid Goods shall be returned to the Seller at the Customer's expense and risk, 10 days after formal notice to pay has been served by registered letter with acknowledgement of receipt and has remained without effect.

## GENERAL WARRANTY (professionals)

The Products must be used in accordance with their intended purpose, to the exclusion of any other purpose. The Vendor shall not be held liable for any use of the Products which does not comply with the Vendor's instructions. The warranty consists of the replacement or repair, in the Vendor's workshops, of the part recognized as defective, to the exclusion of any compensatory indemnity or reimbursement of assembly or transport costs. Transport costs incurred in connection with the implementation of the warranty, to and from the site, are at the Buyer's expense. The warranty does not apply to replacements or repairs resulting from normal wear and tear, deterioration or accidents caused by negligence, lack of maintenance and supervision, poor storage conditions, improper installation, or failure to follow maintenance and commissioning instructions. The warranty shall lapse if the equipment is modified or repaired without the Vendor's agreement. The replacement, modification or repair of parts during the warranty period shall not have the effect of extending the warranty period for the Hardware. All claims relating to quantities or qualities delivered are accepted within a maximum of eight working days from the date of receipt of the Goods.

## LEGAL CONFORMITY WARRANTY (consumers)

The legal warranty of conformity applies to Products. The buyer (consumer) has a period of 2 years from delivery of the Product to take action. He/she does not have to prove the existence of a conformity defect for 24 months following delivery. This warranty does not apply to morphological variations. The buyer (consumer) may choose between repair and replacement. The Vendor may, however, choose another method than the one chosen by the purchaser if this choice entails a cost that is manifestly disproportionate to the other method. Under no circumstances may the legal warranty of conformity imply the possibility of obtaining compensatory indemnities. The legal warranty of conformity applies independently of any commercial warranty and of the warranty specific to France, provided for in the List of Reimbursable Products and Services (LPPR). The purchaser (consumer) may decide to invoke the warranty against hidden defects in the item sold. In this case, he or she may choose between rescinding the sale or reducing the purchase price.

## REPAIRS

Repairs in the Vendor's stores are carried out at the fairest price and are the subject of a repair agreement based on an estimate drawn up by the Vendor; in all cases, the cost of labor and return postage is borne by the Customer. Equipment returned for repair from foreign countries must be sent in temporary transit.

## RETURNED or EXCHANGED PRODUCTS

Returns are only possible in exceptional cases, with the prior written agreement of the Seller, for Goods in new condition and in their original packaging, delivered less than 15 days previously.

No returns will be accepted without the Vendor's prior written consent. Returns are made carriage and packaging paid, with indication of delivery note numbers and dates, and solely with a view to exchanging Goods to be taken immediately. However, Goods which are the subject of a special order are neither exchanged nor taken back.

The Vendor cannot be held responsible for handling or storage that does not conform to the intended packaging.

## TRIALS

### Use of Product

Certain Products may be entrusted to the Customer for patient trials. The Products concerned are high-tech devices such as ESAR feet, KINTERRA, KINNEX, SYNSYS, PLIE or QUATTRO.

Products delivered in this context are the responsibility of the Customer, who undertakes to ensure that the:

- To be used only for the patient named in the trial.
- Scrupulously comply with the instructions supplied with medical devices.
- Not to transfer the device to a third party, professional or otherwise, whether free of charge or in return for payment, without prior written authorization from PROTEOR.
- To keep the Product free from damage

### Product condition

Products are packaged in specially designed cases or boxes. PROTEOR inspects each device and checks that it is in perfect working order before dispatch.

If the customer has a complaint upon receipt, he must contact customer service within 48 hours of receipt.

Should the customer discover a breakdown, breakage or malfunction, he/she must stop using the Product, notify customer service by telephone and confirm this report, specifying the circumstances in which the problem was discovered, by e-mail within 72 hours to cs@proteor.com.

### Product return

The Products are entrusted for testing for a fixed period. The Customer undertakes to respect this period and to report any anomaly in the Product that he/she may observe to the customer service department.

The return of a Product during or at the end of the trial period implies the prior issue of a return authorization by customer service.

The Customer undertakes to return the Product in its entirety, with all its components and any accessories, IFUs, connection codes and protective packaging, in perfect clean and working order, in its original packaging or, failing that, taking care to package it appropriately to prevent any damage during transport.

Any missing accessories will be invoiced, as well as any repair costs resulting from abnormal use of the Product.

If the quality department diagnoses damage leading to the disposal of the complete Product, the Customer will be invoiced at the current price of the new Product.

### Insurance

The Customer is obliged to provide unlimited cover against the financial consequences of his civil liability for accidents caused to third parties in connection with the provision of the Product.

### Product immobilization

Immobilization of the equipment beyond the time scheduled for the test, for any reason whatsoever, even beyond the control of the Customer, may give rise to the invoicing of compensation equal to the price of the Product at the rate in force at the time of the test.

## JURISDICTION and APPLICABLE LAW

In the event of a dispute arising from the performance or interpretation of the sales conditions terms, and failing amicable settlement, the courts of DIJON, ruling under French law, shall have sole jurisdiction, whatever the conditions of sale and method of payment accepted, even in the event of an incidental claim, third-party appeal or plurality of defendants.

